

# .050" SHROUDED HEADER (Straight)

## FEATURES

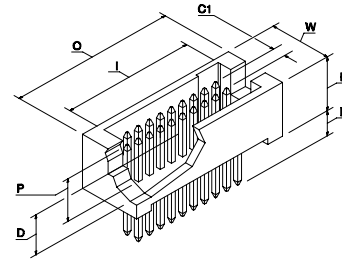
- Four wall shielding provides unmated pin protection
- Polarizing slot assures proper mating
- Smaller centers allow for higher density packaging
- Hi Temp Plastic is IR, Vapor Phase, and Wave Solder compatible
- Mates with Crane's AFF and ATF Series sockets

## STANDARD PART DIMENSIONS

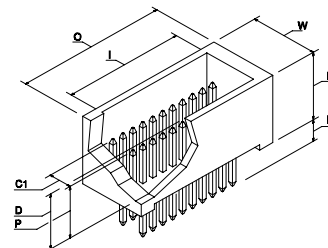
MATING		Dual Row PLF	Dual Row PLH
P	POST "C"	0.120" / 3,05mm	0.120" / 3,05mm
	POST "B"	Not Available	0.220" / 5,59mm
INSULATOR BODY		Dual Row PLF	Dual Row PLH
W	WIDTH	0.245" / 6,22mm	0.295" / 7,49mm
D	DEPTH	0.160" / 4,06mm	0.245" / 6,22mm
H	HEIGHT (Add .010" for SMT)	0.215" / 5,46mm	0.300" / 7,62mm
I	INSIDE	(#Pos. X 0.025") + 0.028"	(#Pos. X 0.025") + 0.028"
O	OUTSIDE	(#Pos. X 0.025") + 0.160"	(#Pos. X 0.025") + 0.160"
C1	ROW TO ROW	0.050" / 1,27mm	0.100" / 2,54mm
PC TAIL		Dual Row PLF	Dual Row PLH
A	PAD CENTERLINE SPACING	0.050" / 1,27mm	0.050" / 1,27mm
B	PAD CENTERLINE SPACING	0.330" / 8,38mm	0.380" / 9,65mm
C2	PAD SIZE	0.025" / 0,64mm	0.025" / 0,64mm
E	PAD SIZE	0.100" / 2,54mm	0.100" / 2,54mm
PC TAIL LENGTH (Thru-Hole Version)		Dual Row PLF	Dual Row PLH
L	LENGTH	0.100" / 2,54mm	0.100" / 2,54mm
MATERIALS			
INSULATOR BODY		High Temperature Thermoplastic (UL94V-O)	
POST		Phosphor Bronze	

See SPECIFICATIONS and PERFORMANCE DATA for more detail

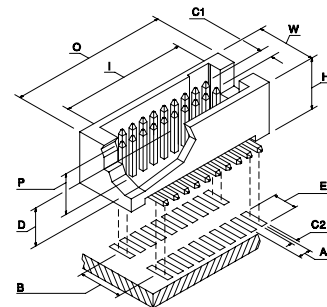
### PLF THRU-HOLE (10 to 100 Positions)



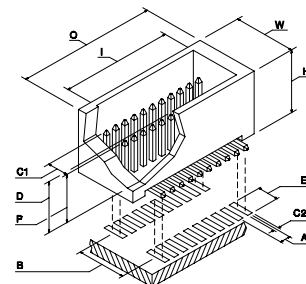
### PLH THRU-HOLE (10 to 100 Positions)



### PLF SURFACE MOUNT (10 to 100 Positions)



### PLH SURFACE MOUNT (10 to 100 Positions)



**SAMPLE HOTLINE: 1-800-676-7644**

<b>0.050" (1,27mm) Centers 0.018" (0,46mm) Square Mating Posts</b>	<b>HOW TO ORDER CRANE'S PLF / PLH SERIES</b>								
	STANDARD PART NUMBER							OPT.	
						---			
<b>PRODUCT SERIES</b>	PL								
<b>INSULATOR STYLE</b>	050 x 050	F							
	050 x 100	H							
<b>TOTAL NUMBER OF POSITIONS</b>	DUAL		10-100						
NOTE: Available only in MULTIPLES OF TEN									
<b>NUMBER OF ROWS</b>	DUAL			D					
<b>TYPE OF HEADER</b>	STRAIGHT				S				
<b>PLATING (See Plating Specifications Below)</b>	G or T								
<b>MATING POST DATA</b>	MATING POST LENGTH				MIN. GOLD PLATED AREA				
NOTE: The "B" option mating post is available on the PLH version only.	0.230" / 5,84mm				0.150" / 3,81mm				B
	0.120" / 3,05mm				0.080" / 2,03mm				C
<b>TAIL (0.100" / 2,54mm) STANDARD</b>	THRU-HOLE				0.018" / 0,46mm SQ				Q
<b>TAIL</b>	SURFACE MOUNT				N/A				S
<b>OTHER THRU-HOLE TAIL OPTIONS</b>	KINKED				0.018" / 0,46mm SQ				K
	COINED				0.020" / 0,51mm DIAG				R

**Alignment post option available on surface mount version. Please contact factory for ordering information.**

## CRANE CONNECTORS - PLATING SPECIFICATIONS

PLATING OPTIONS		CONTACT AREA Inches (Millimeters)	PC TAIL Inches (Millimeters)	UNDERPLATE Inches (Millimeters)
<b>G</b>	Selective	15 $\mu$ in (0,00038) Gold	100 $\mu$ in (0,00254) Tin/Lead - Min.	50 $\mu$ in (0,00127) Nickel - Min.
<b>T</b>	Tin / Lead	100 $\mu$ in (0,00254) Tin / Lead	100 $\mu$ in (0,00254) Tin/Lead - Min.	50 $\mu$ in (0,00127) Nickel - Min.
<b>M</b>	Selective	50 $\mu$ in (0,00127) Gold	100 $\mu$ in (0,00254) Tin/Lead - Min.	50 $\mu$ in (0,00127) Nickel - Min.
<b>H</b>	Selective	30 $\mu$ in (0,00076) Gold	100 $\mu$ in (0,00254) Tin/Lead - Min.	50 $\mu$ in (0,00127) Nickel - Min.
<b>L</b>	Selective	10 $\mu$ in (0,00025) Gold	100 $\mu$ in (0,00254) Tin/Lead - Min.	50 $\mu$ in (0,00127) Nickel - Min.
<b>F</b>	Selective	3 $\mu$ in (0,00008) Gold	100 $\mu$ in (0,00254) Tin/Lead - Min.	50 $\mu$ in (0,00127) Nickel - Min.

### ENGINEERING NOTE:

The information presented in this catalog page is accurate to the best of our knowledge. Due to ongoing efforts to advance design and material performance, the information is subject to change without notice.

### STANDARDS

ISO9001



Crane Connectors  
File No. A-3620

Registered by UL to ISO9001 under UL's accreditation by Raad voor de Certificatie (RvC), the Dutch Council for Certification.

**SAMPLE HOTLINE: 1-800-676-7644**

**CRANE CONNECTORS** • 4700 Smith Road • Cincinnati, Ohio 45212 USA • E-mail Address: info@craneconnectors.com  
Phone: (513) 631-4700 • Fax (513) 631-5700 • Toll Free US (800) 676-7644 • Canada (800) 420-7310