

2mm BOARD MOUNT SOCKET (Straight)

FEATURES

- Square tails allow self-mating applications
- High density applications up to 200 pins
- IR, Vapor Phase and Wave Solder Compatible
- Insulator standoffs reduce rework due to flux residue
- Mates with Crane's PGM, MPGM, LPGM and DPGM Headers

STANDARD PART DIMENSIONS

INSULATOR BODY		Dual Row	Quad Row
W	WIDTH	4,0mm / 0.158"	8,0mm / 0.315"
H	HEIGHT	6,35mm / 0.250"	6,35mm / 0.250"
S	STANDOFF	0,30mm x 1,00mm / 0.012" x 0.039"	0,30mm x 1,00mm / 0.012" x 0.039"

PC TAIL		Dual Row	Quad Row
L	LENGTH	2,5mm / 0.098"	2,5mm / 0.098"

For other tail lengths, see Selected Options (next page)

MATERIALS

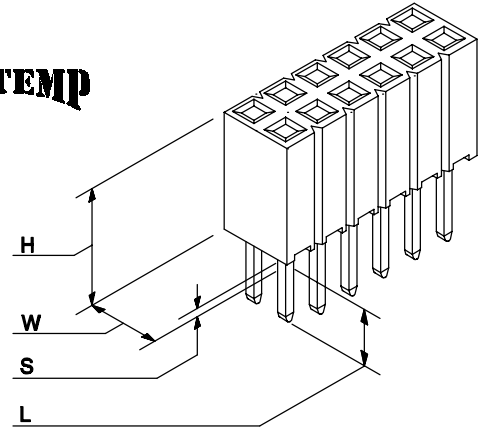
INSULATOR BODY	Liquid Crystal Polymer (UL94V-O)
CONTACT	Phosphor Bronze

See SPECIFICATIONS and PERFORMANCE DATA for more detail

Features a TUNING FORK contact with SQUARE TAILS for self-mating applications.

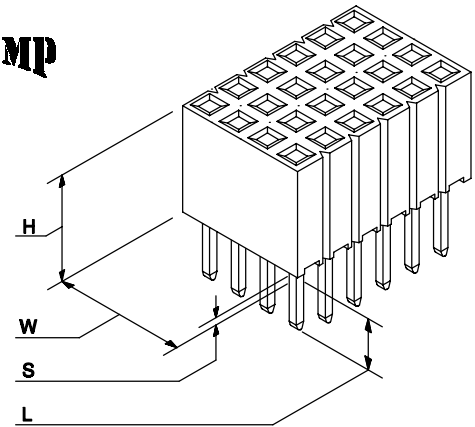
DUAL ROW (4 to 100 Positions)

HI-TEMP



QUAD ROW (8 to 200 Positions)

HI-TEMP



SAMPLE HOTLINE: 1-800-676-7644

**2,0mm (0.079 in.) Centers
To Mate With 0,50mm (0.020 in.)
Square Posts**

HOW TO ORDER CRANE'S AMT SERIES


STANDARD PART NUMBER

				-				
PRODUCT SERIES	AMT							
TOTAL NUMBER OF POSITIONS	DUAL	04 - 100						
	QUAD	08 - 200						
NUMBER OF ROWS	DUAL		D					
	QUAD		Q					
TYPE OF SOCKET	STRAIGHT			S				
CONTACT PLATING (See Specification Sheet)	G, or C, H, F							
	NOTE: Some platings may be subject to minimums.							
TAIL PLATING	TIN/LEAD						T	
	FLASH GOLD						C	
TAIL STYLE	SQUARE	SQUARE (0,50mm / 0.020")					Q	
	KINKED	SQUARE (0,50mm / 0.020")					K	
SELECTED TAIL OPTIONS (Leave blank for standard 2,50mm tail)			TAIL LENGTH					
			5,00mm / 0.197"					T50
			9,00mm / 0.355"					T90
			15,00mm / 0.590"					T150
			19,00mm / 0.748"					T190
			Tail length needed In tenths of mm's (cannot exceed 19,00mm / 0.748")					TC ??

**The AMT Series Board Mount Sockets
mate with Crane's PGM, LPGM, MPMG and
DPGM Series Pin Strip Headers.**

CRANE CONNECTORS - PLATING SPECIFICATIONS

PLATING OPTIONS		CONTACT AREA Inches (Millimeters)	PC TAIL Inches (Millimeters)	UNDERPLATE Inches (Millimeters)
G	Selective	15 μ " (0,00038) Gold	100 μ " (0,00254) Tin/Lead - Min.	50 μ " (0,00127) Nickel - Min.
C	Selective	15 μ " (0,00038) Gold	3 μ " (0,00008) Gold	50 μ " (0,00127) Nickel - Min.
T	Tin / Lead	100 μ " (0,00254) Tin / Lead	100 μ " (0,00254) Tin/Lead - Min.	50 μ " (0,00127) Nickel - Min.
H	Selective	30 μ " (0,00076) Gold	100 μ " (0,00254) Tin/Lead - Min.	50 μ " (0,00127) Nickel - Min.
F	Selective	3 μ " (0,00008) Gold	100 μ " (0,00254) Tin/Lead - Min.	50 μ " (0,00127) Nickel - Min.

STANDARDS
ISO9001  Crane Connectors File No. A-3620
Registered by UL to ISO9001 under UL's accreditation by Raad voor de Certificatie (RvC), the Dutch Council for Certification.

ENGINEERING NOTE: The information presented in this catalog page is accurate to the best of our knowledge. Due to ongoing efforts to advance design and material performance, the information is subject to change without notice.

SAMPLE HOTLINE: 1-800-676-7644

CRANE CONNECTORS • 4700 Smith Road • Cincinnati, Ohio 45212 USA • E-mail Address: info@craneconnectors.com
 Phone: (513) 631-4700 • Fax (513) 631-5700 • Toll Free US (800) 676-7644 • Canada (800) 420-7310