

2mm PIN STRIP HEADER (Right Angle, Low Profile)

FEATURES

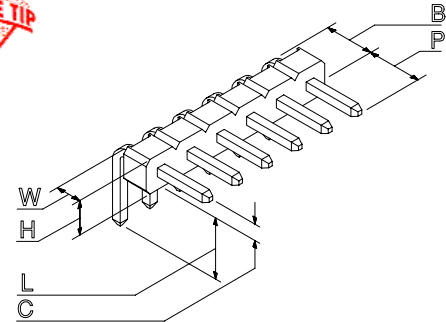
- Excellent for high density applications
- Minimizes PC board stacking height
- IR, Vapor Phase and Wave Solder Compatible
- Insulator standoffs reduce rework due to flux residue
- Mates with Crane's ATM and AMT Series sockets; JNM jumpers

STANDARD PART DIMENSIONS

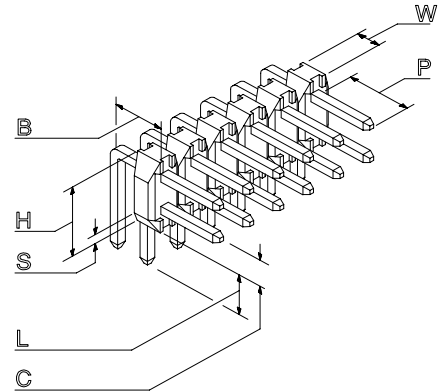
MATING		Single Row	Dual Row
P	POST 37	3,7mm / 0.146"	3,7mm / 0.146"
	POST 40	4,0mm / 0.157"	4,0mm / 0.157"
	POST ??	See Mating Post Data (next page)	
INSULATOR BODY		Single Row	Dual Row
W	WIDTH	1,5mm / 0.059"	1,5mm / 0.059"
H	HEIGHT	2,0mm / 0.079"	4,0mm / 0.157"
PC TAIL		Single Row	Dual Row
L	LENGTH	3,2mm / 0.126"	3,2mm / 0.126"
For other lengths, see Selected Options (next page)			
POST CENTERLINE DIMENSIONS		Single Row	Dual Row
C	HEIGHT ABOVE PC BOARD	1,0mm / 0.039"	1,0mm / 0.039"
B	POST CENTERLINE TO INSULATOR BODY	1,75mm / 0.069"	3,75mm / 0.148"
MATERIALS			
INSULATOR BODY		High Temperature Thermoplastic (UL94V-O)	
POST		Phosphor Bronze	

See SPECIFICATIONS and PERFORMANCE DATA for more detail

SINGLE ROW (1 to 50 Positions)

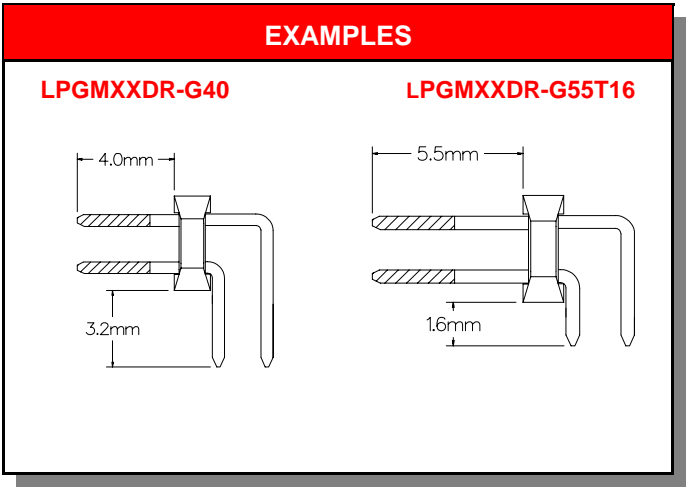


DUAL ROW (2 to 100 Positions)



SAMPLE HOTLINE: 1-800-676-7644

2,0mm (0.079") Centers 0,50mm (0.020") Square Mating Posts	HOW TO ORDER CRANE'S LPGM SERIES							
	STANDARD PART NUMBER							OPT
				--				
PRODUCT SERIES	LPGM							
TOTAL NUMBER OF POSITIONS	SINGLE	01-50						
	DUAL	02-100						
NUMBER OF ROWS	SINGLE	S						
	DUAL	D						
TYPE OF HEADER	RIGHT ANGLE						R	
PLATING (See Specs At Bottom Of Page)	G,T or H, L, F							
Due to the number of options, not all platings are stocked for all pin lengths. Contact factory for availability.								
MATING POST DATA	MATING POST LENGTH							
	3,7 mm						37	
	4,0mm						40	
	Post Length Needed (in tenths of mm's)						??	
SELECTED TAIL OPTIONS (If other than 3,2mm Standard)							TAIL LENGTH	
						1,7mm		T17
						5,0mm		T50
						Tail Length Needed (in tenths of mm's)		T??



SAMPLE HOTLINE: 1-800-676-7644

CRANE CONNECTORS - PLATING SPECIFICATIONS

PLATING OPTIONS		CONTACT AREA Inches (Millimeters)	PC TAIL Inches (Millimeters)	UNDERPLATE Inches (Millimeters)
G	Selective	15 μ " (0,00038) Gold	100 μ " (0,00254) Tin/Lead - Min.	50 μ " (0,00127) Nickel - Min.
T	Tin / Lead	100 μ " (0,00254) Tin / Lead	100 μ " (0,00254) Tin/Lead - Min.	50 μ " (0,00127) Nickel - Min.
M	Selective	50 μ " (0,00127) Gold	100 μ " (0,00254) Tin/Lead - Min.	50 μ " (0,00127) Nickel - Min.
H	Selective	30 μ " (0,00076) Gold	100 μ " (0,00254) Tin/Lead - Min.	50 μ " (0,00127) Nickel - Min.
L	Selective	10 μ " (0,00025) Gold	100 μ " (0,00254) Tin/Lead - Min.	50 μ " (0,00127) Nickel - Min.
F	Selective	3 μ " (0,00008) Gold	100 μ " (0,00254) Tin/Lead - Min.	50 μ " (0,00127) Nickel - Min.

STANDARDS

ISO9001



Crane Connectors
File No. A-3620

Registered by UL to ISO9001 under UL's accreditation by Raad voor de Certificatie (RvC), the Dutch Council for Certification.

ENGINEERING NOTE: The information presented in this catalog page is accurate to the best of our knowledge. Due to ongoing efforts to advance design and material performance, the information is subject to change without notice.

SAMPLE HOTLINE: 1-800-676-7644

CRANE CONNECTORS • 4700 Smith Road • Cincinnati, Ohio 45212 USA • E-mail Address: info@craneconnectors.com
Phone: (513) 631-4700 • Fax (513) 631-5700 • Toll Free US (800) 676-7644 • Canada (800) 420-7310