

BOARD MOUNT SOCKET (Horizontal Entry)

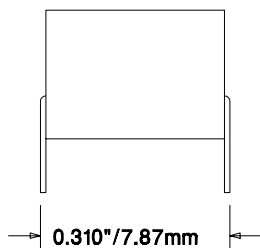
FEATURES

- Box style contact has lower insertion force
- Lower normal force per contact
- Greater number of insertions, withdrawals
- Designed for perpendicular board connections
- Mates with Crane's PEG, MPEG, and LPEG Headers

STANDARD PART DIMENSIONS

INSULATOR BODY		Single Row	Dual Row
W	WIDTH	0.335" / 8,51mm	0.335" / 8,51mm
H	HEIGHT	0.135" / 3,43mm	0.235" / 5,97mm
S	STANDOFF	0.015" / 0,38mm	0.015" / 0,38mm
PC TAIL		Single Row	Dual Row
L	LENGTH	0.115" / 2,92mm	0.115" / 2,92mm
WIDTH X THICKNESS		0.028" / 0,71mm x 0.009" / 0,23mm	
MATERIALS			
INSULATOR BODY		Glass Filled Polyester (UL94V-O)	
CONTACT		Phosphor Bronze	

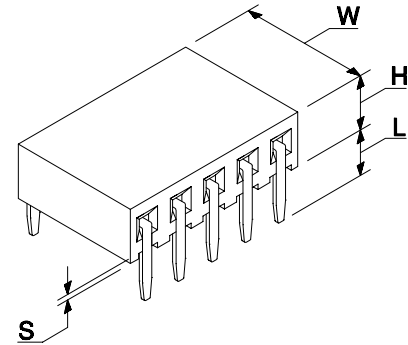
See SPECIFICATIONS and PERFORMANCE DATA for more information.



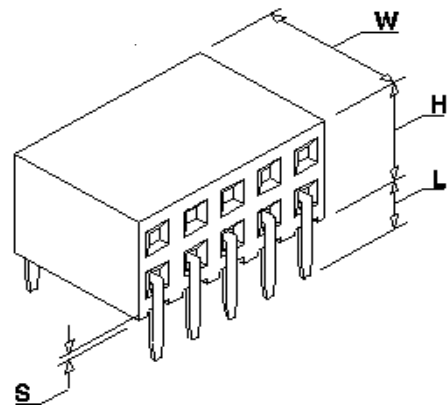
END VIEW OF SOCKET

Crane's ABH Series Sockets Feature "Box Style" Contacts

SINGLE ROW (4 to 40 Positions)



DUAL ROW (6 to 80 Positions)




SAMPLE HOTLINE: 1-800-676-7644

0.100" (2,54mm) Centers To Mate With 0.025" (0,64mm)	HOW TO ORDER CRANE'S ABH SERIES							
	STANDARD PART NUMBER							
					--			
PRODUCT SERIES	ABH							
TOTAL NUMBER OF POSITIONS	SINGLE	04-40						
	DUAL	06-80						
NUMBER OF ROWS	SINGLE		S					
	DUAL		D					
TYPE OF SOCKET	RIGHT ANGLE			R				
CONTACT PLATING (See Plating Chart On Page Below)	CHOOSE G, T or H, F							
NOTE: Some platings may be subject to minimums								
TAIL PLATING	SAME AS CONTACT						C	
CONTACT SPACING	0.100" / 2,54mm x 09.310" / 7,87mm							B

SAMPLE HOTLINE: 1-800-676-7644

CRANE CONNECTORS - PLATING SPECIFICATIONS

PLATING OPTIONS		CONTACT AREA Inches (Millimeters)	PC TAIL Inches (Millimeters)	UNDERPLATE Inches (Millimeters)
G	Selective	15 μ " (0,00038) Gold	100 μ " (0,00254) Tin/Lead - Min	50 μ " (0,00127) Nickel - Min.
T	Tin / Lead	100 μ " (0,00254) Tin / Lead	100 μ " (0,00254) Tin/Lead - Min	50 μ " (0,00127) Nickel - Min.
M	Selective	50 μ " (0,00127) Gold	100 μ " (0,00254) Tin/Lead - Min	50 μ " (0,00127) Nickel - Min.
H	Selective	30 μ " (0,00076) Gold	100 μ " (0,00254) Tin/Lead - Min	50 μ " (0,00127) Nickel - Min.
L	Selective	10 μ " (0,00025) Gold	100 μ " (0,00254) Tin/Lead - Min	50 μ " (0,00127) Nickel - Min.
F	Selective	3 μ " (0,00008) Gold	100 μ " (0,00254) Tin/Lead - Min	50 μ " (0,00127) Nickel - Min.



SAMPLE HOTLINE: 1-800-676-7644