BOARD MOUNT SOCKET (Low Profile)

FEATURES

- Chamfered entry prevents pin stubbing
- High reliability tuning fork contact
- Insulator standoffs reduce rework due to flux residue
- Low profile allows tighter packaging
- Mates with Crane's PEG, MPEG, LPEG, and DPEG Headers

		STANDARD PART DIMENSIONS	
INSULATOR BODY		**Single Row**	**Dual Row**
W	WIDTH	0.098" / 2,49mm	0.195" / 4,95mm
H	HEIGHT	0.225" / 5,72mm	0.225" / 5,72mm
S	STANDOFF	0.015" / 0,38mm	0.015" / 0,38mm
PC TAIL		**Single Row**	**Dual Row**
L	LENGTH	0.115" / 2,92mm	0.115" / 2,92mm
WIDTH x THICKNESS		0.030" / 0,76mm x 0.016" / 0,41mm	

MATERIALS	
INSULATOR BODY	Glass Filled Polyester (UL94V-O)
CONTACT	Phosphor Bronze

See SPECIFICATIONS and PERFORMANCE DATA for more information.

SINGLE ROW (1 to 32 Positions)

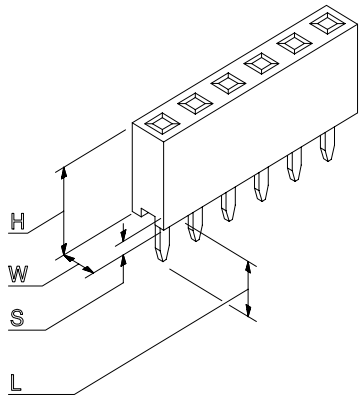

DUAL ROW (2 to 64 Positions)

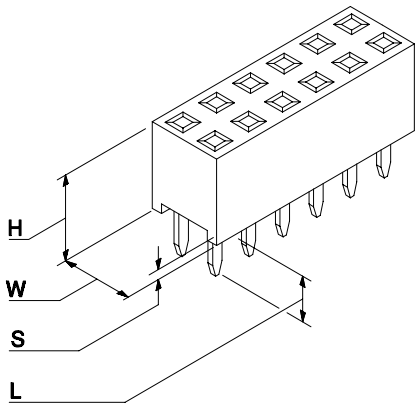

Crane Really Stacks Up ... And DOWN!

Crane's ATS Series board mount sockets team with Crane's Pin Strip Headers for board stacking combinations as high as 2.000", and as low as 0.225". When it comes to board stacking, we've got the ANSWERS!

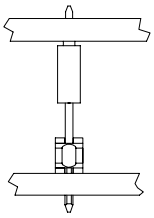

SAMPLE HOTLINE: 1-800-676-7644

CRANE CONNECTORS • 4700 Smith Road • Cincinnati, Ohio 45212 USA • E-mail Address: info@craneconnectors.com
Phone: (513) 631-4700 • Fax (513) 631-5700 • Toll Free US (800) 676-7644 • Canada (800) 420-7310

0.100" (2,54mm) Centers To Mate With 0.025" (0,64mm) Square Mating Posts

HOW TO ORDER CRANE'S ATS SERIES

	STANDARD PART NUMBER								OPT
					--				
PRODUCT SERIES	ATS								
TOTAL NUMBER OF POSITIONS	SINGLE	01-40							
	DUAL	02-80							
NUMBER OF ROWS	SINGLE		S						
	DUAL		D						
TYPE OF SOCKET	STRAIGHT			S					
CONTACT PLATING	CHOOSE G, T or H, F								
	NOTE: Some platings may be subject to minimums								
TAIL PLATING	SAME AS CONTACT						C		
CONTACT SPACING	0.100" x 0.100" (2,54mm x2,54mm)							B	
BOARD RETENTION OPTION	KINKED TAILS								K

Benefits Of A Tuning Fork Contact

- Undamaged by multiple flexing
- High normal forces limit surface movement
- Foreign material cannot enter contact area (gas tight)
- High retention force without high insertion force
- Contact made on both sides of the mating pin
- Insertion range from 0.095" to 0.170"

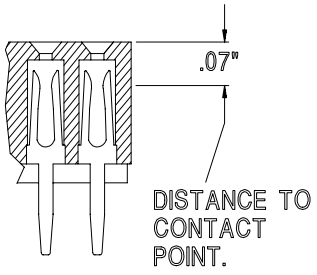

SAMPLE HOTLINE: 1-800-676-7644

CRANE CONNECTORS • 4700 Smith Road • Cincinnati, Ohio 45212 USA • E-mail Address: info@craneconnectors.com
Phone: (513) 631-4700 • Fax (513) 631-5700 • Toll Free US (800) 676-7644 • Canada (800) 420-7310

CRANE CONNECTORS - PLATING SPECIFICATIONS

PLATING OPTIONS		CONTACT AREA Inches (Millimeters)	PC TAIL Inches (Millimeters)	UNDERPLATE Inches (Millimeters)
G	Selective	15μ" (0,,00038) Gold	100μ" (0,00254) Tin/Lead - Min	50μ" (0,00127) Nickel - Min.
T	Tin / Lead	100μ" (0,00254) Tin / Lead	100μ" (0,00254) Tin/Lead - Min	50μ" (0,00127) Nickel - Min.
M	Selective	50μ" (0,00127) Gold	100μ" (0,00254) Tin/Lead - Min	50μ" (0,00127) Nickel - Min.
H	Selective	30μ" (0,00076) Gold	100μ" (0,00254) Tin/Lead - Min	50μ" (0,00127) Nickel - Min.
L	Selective	10μ" (0,00025) Gold	100μ" (0,00254) Tin/Lead - Min	50μ" (0,00127) Nickel - Min.
F	Selective	3μ" (0,00008) Gold	100μ" (0,00254) Tin/Lead - Min	50μ" (0,00127) Nickel - Min.

STANDARDS

ISO9001

Crane Connectors
File No. A-3620

Registered by UL to ISO9001 under UL's accreditation by Raad voor de Certificatie (RvC), the Dutch Council for Certification.

ENGINEERING NOTE: The information presented in this catalog page is accurate to the best of our knowledge. Due to ongoing efforts to advance design and material performance, the information is subject to change without notice.

SAMPLE HOTLINE: 1-800-676-7644

CRANE CONNECTORS • 4700 Smith Road • Cincinnati, Ohio 45212 USA • E-mail Address: info@craneconnectors.com
Phone: (513) 631-4700 • Fax (513) 631-5700 • Toll Free US (800) 676-7644 • Canada (800) 420-7310