

BOARD MOUNT SOCKET (Rectangular Tail, Elevated)

FEATURES

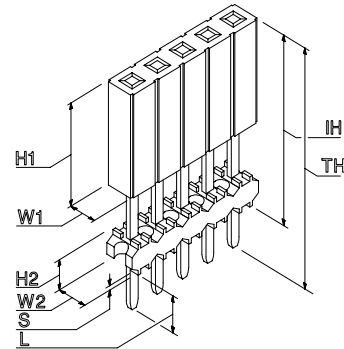
- Chamfered entry prevents pin stubbing
- High reliability tuning fork contact
- Standoffs reduce rework due to flux residue
- Low Insertion Force (LIF) versions available
- Mates with PEG, MPEG, DPEG, LPEG, TPEG Headers

STANDARD PART DIMENSIONS

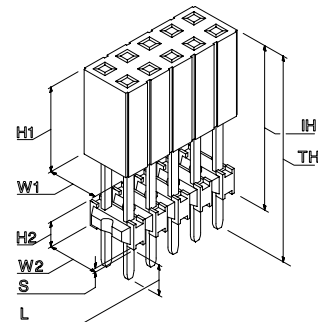
INSULATOR BODY (TOP)		Single Row	Dual Row
W1	WIDTH	0.100" / 2,54mm	0.200" / 5,08mm
H1	HEIGHT	0.325" / 8,25mm	0.325" / 8,25mm
INSULATOR BODY (BOTTOM)		Single Row	Dual Row
W2	WIDTH	0.096" / 2,44mm	0.198" / 5,03mm
H2	HEIGHT	0.098" / 2,49mm	0.098" / 2,49mm
S	STANDOFF	0.015" / 0,38mm	0.015" / 0,38mm
OVERALL HEIGHT		Single Row	Dual Row
TH	TOTAL	Please refer to the chart on the next page	
IH	INSTALLED		
MATERIALS			
INSULATOR		Glass Filled Polyester (UL94V-O)	
CONTACT		Phosphor Bronze	

See SPECIFICATIONS and PERFORMANCE DATA for more information.

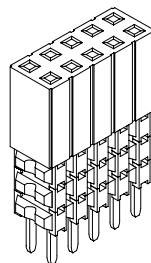
SINGLE ROW (1 to 36 Positions)



DUAL ROW (2 to 72 Positions)



**Elevated
Sockets available in
a SOLID STACK
option as well.**



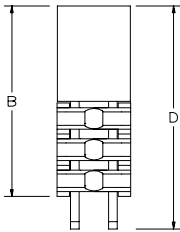
SAMPLE HOTLINE: 1-800-676-7644

**0.100" (2,54mm) Centers
To Mate With 0.025" (0,64mm)
Square Mating Posts**

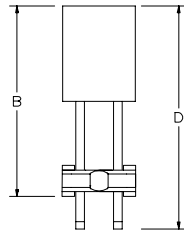
HOW TO ORDER CRANE'S MATP/MATL SERIES

STANDARD PART NUMBER

						--			--				
PRODUCT SERIES	MAT												
HIGH TEMP OPTION	GMAT												
CONTACT	STANDARD	P											
NOTE: LIF not available with tin plating.	LIF	L											
NUMBER OF POSITIONS	SINGLE	01-36											
	DUAL	02-72											
NUMBER OF ROWS	SINGLE	S											
	DUAL	D											
TYPE OF SOCKET	STRAIGHT	S											
PLATING (See Plating Specifications Below)	CHOOSE G, T or M,H,L,F												
NOTE: Some platings may be subject to minimums. Tin plating is not available on LIF sockets.													
TAIL	RECTANGULAR	0.016" / 0,41mm x 0.030" / 0,76mm							R				
	KINKED								K				
INSULATOR SPACERS	SOLID STACK											A	
	SINGLE INSULATOR AT BOTTOM												B
SELECTED OPTIONS			INSTALLED HEIGHT "B"		TOTAL HEIGHT "D"								
Many other sizes are available. Please contact the factory and give us your EXACT requirements.			0.400" = B		0.525" = F							B	F
			0.435" = C		0.525" = F							C	F
			0.435" = C		0.725" = N							C	N
			0.435" = C		0.915" = T							C	T
			0.500" = G		0.725" = N							G	N
			0.535" = H		0.725" = N							H	N
			0.535" = H		0.915" = T							H	T
			0.600" = L		0.725" = N							L	N
			0.635" = M		0.725" = N							M	N
			0.635" = M		0.915" = T							M	T
			0.700" = Q		0.915" = T							Q	T
			0.735" = R		0.915" = T							R	T
			0.800" = V		0.915" = T							V	T
			0.835" = W		0.915" = T							W	T



TYPE A





TYPE B

Crane's MATP Series can be used with our MPEG Series for ULTRA-HIGH board stacking needs.

CRANE CONNECTORS - PLATING SPECIFICATIONS

PLATING OPTIONS		CONTACT AREA Inches (Millimeters)	PC TAIL Inches (Millimeters)	UNDERPLATE Inches (Millimeters)
G	Selective	15 μ " (0,00038) Gold	100 μ " (0,00254) Tin/Lead - Min	50 μ " (0,00127) Nickel - Min.
T	Tin / Lead	100 μ " (0,00254) Tin / Lead	100 μ " (0,00254) Tin/Lead - Min	50 μ " (0,00127) Nickel - Min.
M	Selective	50 μ " (0,00127) Gold	100 μ " (0,00254) Tin/Lead - Min	50 μ " (0,00127) Nickel - Min.
H	Selective	30 μ " (0,00076) Gold	100 μ " (0,00254) Tin/Lead - Min	50 μ " (0,00127) Nickel - Min.
L	Selective	10 μ " (0,00025) Gold	100 μ " (0,00254) Tin/Lead - Min	50 μ " (0,00127) Nickel - Min.
F	Selective	3 μ " (0,00008) Gold	100 μ " (0,00254) Tin/Lead - Min	50 μ " (0,00127) Nickel - Min.

 UL File No. E120111 (N)	ISO9001  Crane Connectors File No. A-3620
Recognized to U.S. and Canadian requirements under the Component Recognition Program of Underwriters Laboratories Inc.	Registered by UL to ISO9001 under UL's accreditation by Raad voor de Certificatie (RvC), the Dutch Council for Certification.

ENGINEERING NOTE: The information presented in this catalog page is accurate to the best of our knowledge. Due to ongoing efforts to advance design and material performance, the information is subject to change without notice.

SAMPLE HOTLINE: 1-800-676-7644

CRANE CONNECTORS • 4700 Smith Road • Cincinnati, Ohio 45212 USA • E-mail Address: info@craneconnectors.com
 Phone: (513) 631-4700 • Fax (513) 631-5700 • Toll Free US (800) 676-7644 • Canada (800) 420-7310