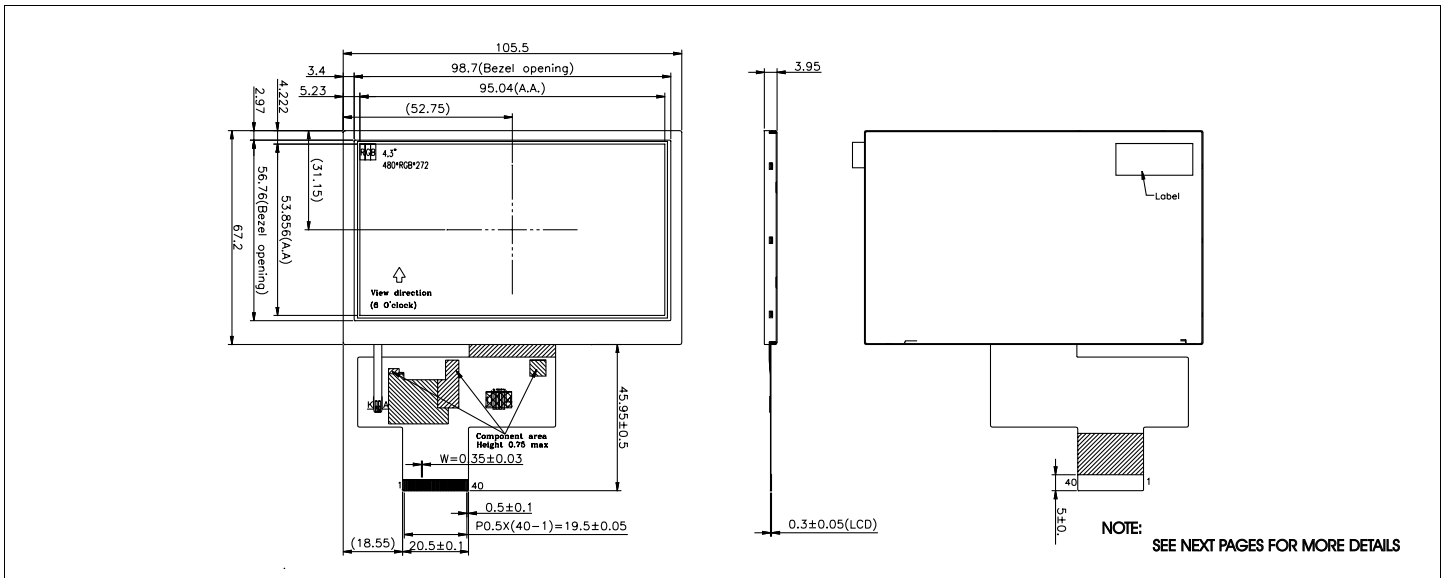


HDA430-3GH-1

Dimensional Drawing

4.3", 480x272 ,TFT ,Transmissive Color, Landscape , White LED Backlight



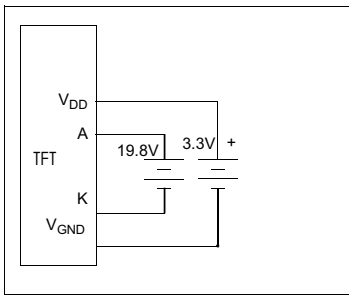
Features

- Viewing Angle(H/V).....130/110 degrees
- High Contrast.....350
- Fast Response Time.....30 msec
- Built-in DC-DC Converter
- Built-in Controller.....none
- Touch Screenoptional
- High Brightness1000 Cd/m²

Physical Data

- Module Size.....105.5W x67.2H x 3.95T mm
- Viewing Area Size.....98.7W x 56.76H mm
- Dot Pitch.....0.198W x 0.198H mm
- Weight.....TBD

Power Supply



Absolute Maximum Ratings

PARAMETER	SYMBOL	MIN	MAX	UNIT
SUPPLY VOLTAGE	V _{DD}	0	4.5	V
BACKLIGHT CURRENT (LED)	I _{LED}	-	TBD	mA
INPUT VOLTAGE	V _{IN}	-0.3	V _{DD} + 0.3	V
OPERATING TEMPERATURE	T _{OP}	-20	70	°C
STORAGE TEMPERATURE	T _{STG}	-30	80	°C

Electrical Characteristics (V_{DD}=3.3±0.125V 25°C)

PARAMETER	SYM	CONDITION	MIN	TYP	MAX	UNIT
OPERATING VOLTAGE	V _{DD}	-	3.0	3.3	3.6	V
INPUT HIGH VOLTAGE	V _{IH}	-	0.7V _{DD}	-	V _{DD}	V
INPUT LOW VOLTAGE	V _{IL}	-	0	-	0.3V _{DD}	V
OPERATING CURRENT	I _{DD}	-	-	TBD	-	mA
LED OPERATING VOLTAGE	V _{LED}	I _F = 40 mA	-	19.8	-	V
OPERATING CURRENT	I _{FLED}	-	-	40	-	mA
POWER CONSUMPTION	P _D	-	-	TBD	-	mW
BRIGHTNESS	L	Average	800	1000	-	cd/m ²

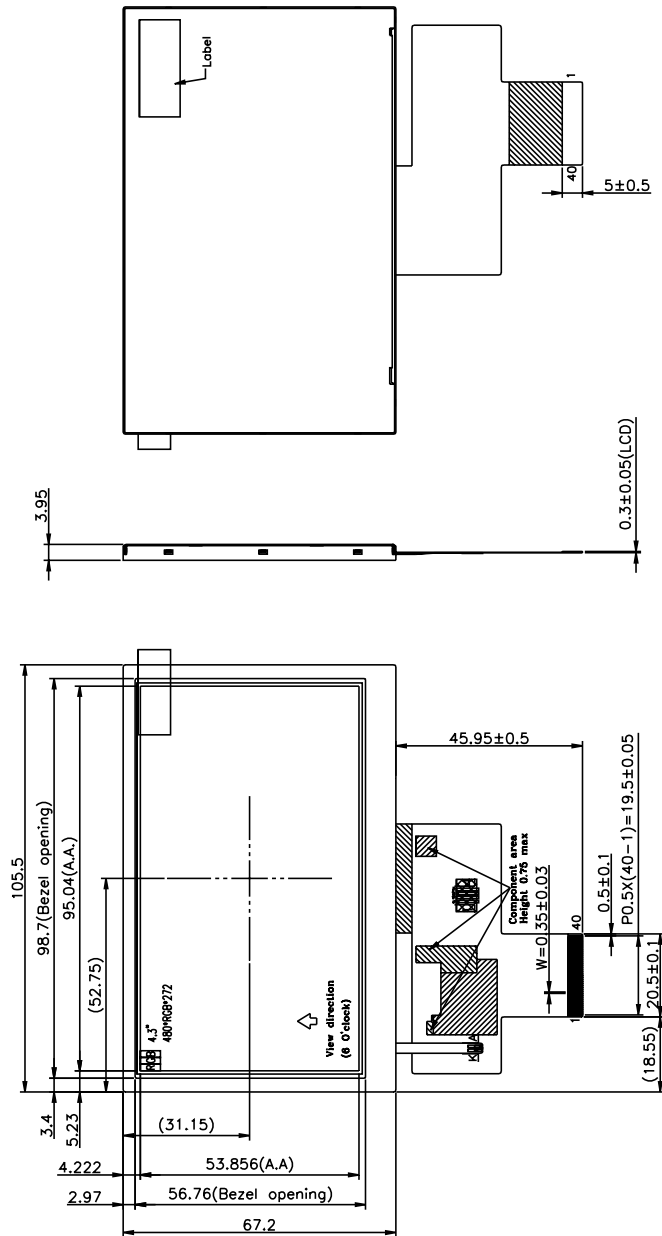
Pin Connections

PIN NO.	SYMBOL	FUNCTION	
1-2	VSS	I	Ground
3-4	DVDD	I	+3.3V Power Supply
5	R0	H/L	Red Data Bit 0
6	R1	H/L	Red Data Bit 1
7	R2	H/L	Red Data Bit 2
8	R3	H/L	Red Data Bit 3
9	R4	H/L	Red Data Bit 4
10	R5	H/L	Red Data Bit 5
11	R6	H/L	Red Data Bit 6
12	R7	H/L	Red Data Bit 7
13	G0	H/L	Green Data Bit 0
14	G1	H/L	Green Data Bit 1
15	G2	H/L	Green Data Bit 2
16	G3	H/L	Green Data Bit 3
17	G4	H/L	Green Data Bit 4
18	G5	H/L	Green Data Bit 5
19	G6	H/L	Green Data Bit 6
20	G7	H/L	Green Data Bit 7
21	B0	H/L	Blue Data Bit 0
22	B1	H/L	Blue Data Bit 1
23	B2	H/L	Blue Data Bit 2
24	B3	H/L	Blue Data Bit 3
25	B4	H/L	Blue Data Bit 4
26	B5	H/L	Blue Data Bit 5
27	B6	H/L	Blue Data Bit 6
28	B7	H/L	Blue Data Bit 7
29	VSS	I	Ground
30	PCLK	H/L	Data Clock
31	DISP	H/L	Display ON/OFF (H/L)
32	HSYNC	H	Horizontal Sync
33	VSYNC	H	Vertical Sync
34-38	NC	-	No Connection
39	LEDA	I	Backlight Anode
40	LEDK	I	Backlight Cathode

High Brightness

Dimensional outlines

PIN FUNCTION		PIN SYMBOL	
1	VSS	21	B0
2	VSS	22	B1
3	DVDD	23	B2
4	DVDD	24	B3
5	RD	25	B4
6	R1	26	B5
7	R2	27	B6
8	R3	28	B7
9	R4	29	VSS
10	R5	30	PCLK
11	RB	31	DISP
12	R7	32	HSYNC
13	G0	33	VSYNC
14	G1	34	NC
15	G2	35	NC(XR)
16	G3	36	NC(YD)
17	G4	37	NC(XL)
18	G5	38	NC(YU)
19	G6	39	LED K
20	G7	40	LED A



With TOUCH SCREEN

High Brightness

Dimensional outlines

