

Unique Surface Probes

Model No. 88106(*)

Right-angle probe for fast response times. Sheath length is 102 mm (4"). Max surface temperature is 760°C (1400°F).

Replaceable Element not supplied, order Model No. 88106()-RE*

Model No. 88107(*)

Right-angle, long reach probe with fast response design. Sheath length is 203 mm (8"), with 760°C (1400°F) max surface temperature.

Replaceable Element not supplied, order Model No. 88107()-RE*

All models shown smaller than actual size.

Model No. 88108(*)

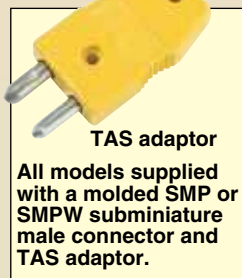
Right-angle, long 300 mm (12") reach probe with fast response design. 760°C (1400°F) max surface temperature.

Replaceable Element not supplied, order Model No. 88108()-RE*

Model No. 88010(*)

Long, 300 mm (12") reach version of the 88006. Fast response design with 760°C (1400°F) max surface temperature for use in oven and furnaces.

Replaceable Element not supplied, order Model No. 88010()-RE*



For a male straight M8 plug add "M8-S-M" to the model number and additional cost to the price, for a male straight M12 plug add "M12-S-M" to the model number and additional cost to the price.
For a male right-angled M8 plug add "M8-R-M" to the model number and additional cost to the price, for a male right-angled M12 plug add "M12-S-M" to the model number and additional cost to the price.



*** Specify Calibration:**
K: CHROMEGA®-ALOMEGA®
E: CHROMEGA®-Constantan

See newportUS.com for dimensions.

Ordering Example:
88018K, Type K surface probe.

Model No. 88007(*)

Miniature, fast response probe. Ideal for measuring the surface temperature of small electronic parts. 250°C (480°F) max surface temperature.

Replaceable Element supplied free, for additional elements order Model No. 88007()-RE*

Model No. 88006(*)

AVAILABLE FOR FAST DELIVERY!

Miniature, fast response probe with 480°C (900°F) max surface temperature. Ideal for surface temperatures of small electronic parts.

Replaceable Element not supplied, Model No. 88006()-RE*

All models shown smaller than actual size.




Model No. 88016(*) High temperature, right-angle probe, with miniature pencil type head. Best suited to stationary surfaces, with sensing head parallel to the handle. 480°C (900°F) max surface temperature.

Replaceable Element not supplied, order Model No. 88016()-RE*

See newportUS.com for dimensions.




Miniature connector.



Model No. 88026(*) High temperature, right-angle probe, with miniature pencil type head. Best suited to stationary surfaces, with sensing head perpendicular to the handle. 480°C (900°F) max surface temperature.

Replaceable Element not supplied, order Model No. 88026()-RE*



Model No. 88007K and replaceable element, Model No. 88007K-RE.

* Specify calibration: K - Type K Thermocouple E - Type E Thermocouple
Ordering Example: 88007K probe with type K Thermocouple.

Replaceable Element Design

Customer Replaceable Element: Probe is supplied with one additional element.

Factory Replaceable Element: NEWPORT® can install replaceable elements and check the probe for an additional cost, with the first replacement free! For non-replaceable element probes, replacement probes are available with a one time trade-in discount. Please contact our Customer Service Department for details.

To order Replaceable Elements, add suffix "-RE" to model number.
Ordering Example: 88026K-RE for 88026K probe.