


Low Noise Thermocouple Probes

with Miniature Size Connectors in Both Metric and Standard Dimensions



Connector blades are stamped with thermocouple alloy

Discount Schedule		
1-10	Net	
11-24	10%	
25-49	20%	
50 and up.....	Consult Sales	



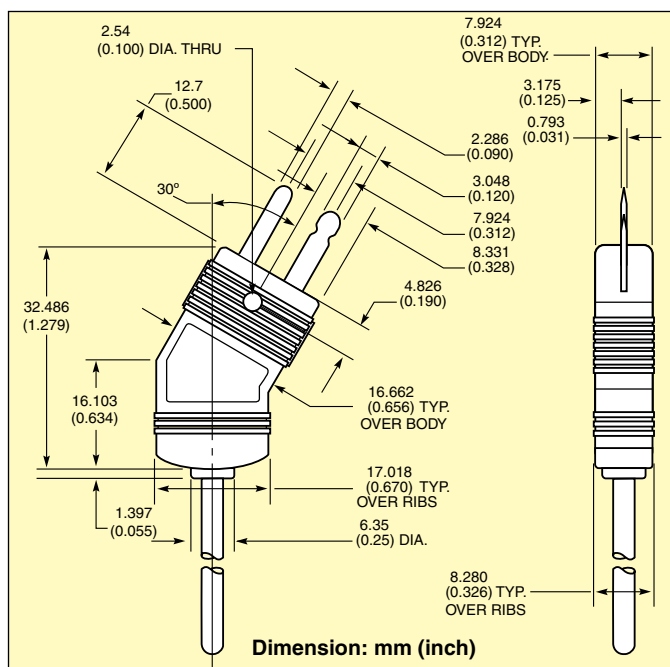
Each probe includes a mating connector, write-on window and protective ground strap. Extra straps, Model GS-GMP-10.

- ✓ Ground Strap Connection Provides Protection Against Electrical Noise
- ✓ Write-on Area for Easy Identification on Female Connector
- ✓ Compatible with Standard Style Probes and Connectors
- ✓ Mating Connector, Cable Clamp, Write-On Windows and Ground Strap Included
- ✓ 304 SS and Inconel® Sheath
- ✓ Glass Filled Nylon Connector Body Rated -29 to 220°C (-20 to 425°F) or LCP High Temperature Connector Body Available Rated -29 to 260°C (-20 to 500°F)
- ✓ Cal-5 Available

The low noise thermocouple probes and connectors maintain an electrical connection from the sheath of the probe, through the connectors, all the way to your instrumentation. This system assures high accuracy measurements, providing protection against electrical noise. The external strap maintains the electrical connection of the ground wire, and also strengthens the mechanical connection between the two connectors. The female connector features a handy write-on area, for easy identification.

Extra Replacement Write-On Windows

Model No.	Description
WCP-S	Female connector face
WCP-GMQ	Miniature size probe side
WCP-GMP	GMP connector side



Both **STANDARD** and **METRIC** dimensions with 304 SS and Inconel Sheath; 150 & 300 mm (6 & 12") Lengths[†]



High Temperature LCP (260°C) Available

✓ **Mating Connector, Cable Clamp, Write-On Windows and Ground Strap Included Free**

The Foolproof Connector!

Interior and side screws have combination heads, so you can use either a flathead or Phillips screwdriver. The cover screw can even be turned with a dime! And, it's captive, so it won't fall out.

Metric Dimensions

To Order Visit newportUS.com/G_M_JKET for Pricing and Details

Alloy/ANSI Color Code	Sheath Dia. mm	Model No. 150 mm Length	Model No. 300 mm Length
IRON-CONSTANTAN 304 SS Sheath J	1.0 1.5 3.0	GJMQSS-M100(*)-150 GJMQSS-M150(*)-150 GJMQSS-M300(*)-150	GJMQSS-M100(*)-300 GJMQSS-M150(*)-300 GJMQSS-M300(*)-300
CHROMEGA®-ALOMEGA® 304 SS Sheath K	1.0 1.5 3.0	GKMQSS-M100(*)-150 GKMQSS-M150(*)-150 GKMQSS-M300(*)-150	GKMQSS-M100(*)-300 GKMQSS-M150(*)-300 GKMQSS-M300(*)-300
CHROMEGA®-CONSTANTAN 304 SS Sheath E	1.0 1.5 3.0	GEMQSS-M100(*)-150 GEMQSS-M150(*)-150 GEMQSS-M300(*)-150	GEMQSS-M100(*)-300 GEMQSS-M150(*)-300 GEMQSS-M300(*)-300
COPPER-CONSTANTAN 304 SS Sheath T	1.0 1.5 3.0	GTMQSS-M100(*)-150 GTMQSS-M150(*)-150 GTMQSS-M300(*)-150	GTMQSS-M100(*)-300 GTMQSS-M150(*)-300 GTMQSS-M300(*)-300

* Specify junction type: "E" (Exposed), "G" (Grounded), or "U" (Ungrounded). Extra ground straps, **GS-GMQ-10**, for additional cost.

† Other lengths available, consult Sales Department. **To Order other Sheaths**, change "SS" in model number to "IN" for Inconel, no additional charge; for high temperature LCP (liquid crystal polymer) connector body (260°C max), add "H" to the beginning of the model number for additional cost.

Ordering Example: GKMQSS-M150U-150, in **Metric** dimensions, miniature quick disconnect probe Type K, stainless steel sheath, 1.5 mm OD, 150 mm long, ungrounded junction.

Standard Dimensions

To Order Visit newportUS.com/G_M_JKET for Pricing and Details

Alloy/ANSI Color Code	Sheath Dia. Inch	Model No. 6" Length	Model No. 12" Length
IRON-CONSTANTAN 304 SS Sheath J	0.040 0.062 0.125	GJMQSS-040(*)-6 GJMQSS-062(*)-6 GJMQSS-125(*)-6	GJMQSS-040(*)-12 GJMQSS-062(*)-12 GJMQSS-125(*)-12
CHROMEGA®-ALOMEGA® 304 SS Sheath K	0.040 0.062 0.125	GKMQSS-040(*)-6 GKMQSS-062(*)-6 GKMQSS-125(*)-6	GKMQSS-040(*)-12 GKMQSS-062(*)-12 GKMQSS-125(*)-12
CHROMEGA®-CONSTANTAN 304 SS Sheath E	0.040 0.062 0.125	GEMQSS-040(*)-6 GEMQSS-062(*)-6 GEMQSS-125(*)-6	GEMQSS-040(*)-12 GEMQSS-062(*)-12 GEMQSS-125(*)-12
COPPER-CONSTANTAN 304 SS Sheath T	0.040 0.062 0.125	GTMQSS-040(*)-6 GTMQSS-062(*)-6 GTMQSS-125(*)-6	GTMQSS-040(*)-12 GTMQSS-062(*)-12 GTMQSS-125(*)-12

* Specify junction type: "E" (Exposed), "G" (Grounded), or "U" (Ungrounded). Extra ground straps, **GS-GMQ-10**.

† Other lengths available, consult Sales Department. **To Order other Sheaths**, change "SS" in model number to "IN" for Inconel, no additional charge; for high temperature LCP (liquid crystal polymer) connector body (260°C max), add "H" to the beginning of the model number for additional cost. Straight connectors are also available, please consult custom engineering.

Ordering Example: GKMQSS-062U-6, in **Standard** dimensions, miniature quick disconnect probe Type K, stainless steel sheath, 0.062" OD, 6" long, ungrounded junction.

Low Noise Thermocouple Probes

With Standard Size Connectors

Metric and Standard Dimensions



Each probe includes protective ground strap, and locking clip. Extra straps, Model GS-GST-10

For twisted shielded wire please see the technical reference section online.

High Temperature LCP (260°C) Available

- ✓ Glass Filled Nylon Connector Body Rated 220°C (425°F) or LCP High Temperature Connector Body Available Rated 260°C (500°F)
- ✓ Connector Body Rated to 220°C (425°F)
- ✓ Ground Strap Connection Provides Protection Against Electrical Noise
- ✓ Write-On Area for Easy Identification
- ✓ Compatible with Standard Style Probes and Connectors
- ✓ Mating Connector, Cable Clamp, Write-On Windows Ground Strap, and Locking Clip Included!
- ✓ 304 SS and Inconel® Sheath Available
- ✓ Cal-5 Available

The low noise thermocouple probes and connectors maintain an electrical connection from the sheath of the probe, through the connectors, all the way to your instrumentation. This system assures high accuracy measurements, providing protection against electrical noise. The external strap maintains the electrical connection of the ground wire, and also strengthens the mechanical connection between the two connectors. The female connector features a handy write-on area, for easy identification.

Extra Replacement Write-On Windows

Model No.	Description
WCP-L	GST connector face
WCP-GST	Connector/probe side

Discount Schedule

1-10 Units	Net
11-24 Units	10%
25-49 Units	20%
50 and Up	Consult Sales

The write-on connector is a U.S. patented design

Probes shown actual size.

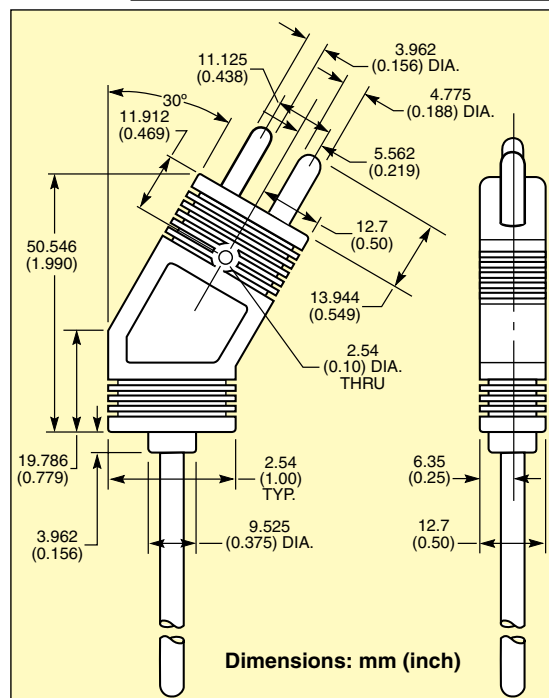


Mating connector, clamps and locking clip provided free with all low noise probes.

For applications not requiring the external ground strap, plastic write-on windows are included with each probe and connector to provide additional write-on areas. Note: Windows cannot be used concurrently with ground straps.

To order low noise thermocouple probes with higher temperature LCP (liquid crystal polymer) rated to 260°C (500°F), add "H" to the beginning of the model number for additional cost.

Ordering Example: HGKQIN-180-12, low noise thermocouple probe with standard size high temperature LCP connector body, Type K, Inconel sheath, 1/8" OD, ungrounded junction, 12" length.



Low Noise Standard Size Thermocouple Probes

Standard and Metric Dimensions

Probes shown smaller than actual size.




Available as

IN STOCK!
Probes with 304 SS and Inconel Sheaths are stocked for FAST Delivery!

Extra Replacement Write-On Windows

Model No.	Description
WCP-L	GST connector face
WCP-GST	Connector/probe side



Each probe includes a protective ground strap, locking clip and female connector. Extra straps, GS-GST-10.

Standard Dimensions - Quick Disconnect Probes with Standard Size Connectors

To Order Visit newportUS.com/G_M_JKET for Pricing and Details

Alloy/ANSI Color Code	Sheath Dia. in.	Model No. 12" Length	Model No. 18" Length	Model No. 24" Length
IRON-CONSTANTAN 304 SS Sheath J	1/16	GJQSS-116(*)-12	GJQSS-116(*)-18	GJQSS-116(*)-24
	1/8	GJQSS-18(*)-12	GJQSS-18(*)-18	GJQSS-18(*)-24
	3/16	GJQSS-316(*)-12	GJQSS-316(*)-18	GJQSS-316(*)-24
	1/4	GJQSS-14(*)-12	GJQSS-14(*)-18	GJQSS-14(*)-24
CHROMEGA®-ALOMEGA® 304 SS Sheath K	1/16	GKQSS-116(*)-12	GKQSS-116(*)-18	GKQSS-116(*)-24
	1/8	GKQSS-18(*)-12	GKQSS-18(*)-18	GKQSS-18(*)-24
	3/16	GKQSS-316(*)-12	GKQSS-316(*)-18	GKQSS-316(*)-24
	1/4	GKQSS-14(*)-12	GKQSS-14(*)-18	GKQSS-14(*)-24
CHROMEGA®-CONSTANTAN 304 SS Sheath E	1/16	GEQSS-116(*)-12	GEQSS-116(*)-18	GEQSS-116(*)-24
	1/8	GEQSS-18(*)-12	GEQSS-18(*)-18	GEQSS-18(*)-24
	3/16	GEQSS-316(*)-12	GEQSS-316(*)-18	GEQSS-316(*)-24
	1/4	GEQSS-14(*)-12	GEQSS-14(*)-18	GEQSS-14(*)-24
COPPER-CONSTANTAN 304 SS Sheath T	1/16	GTQSS-116(*)-12	GTQSS-116(*)-18	GTQSS-116(*)-24
	1/8	GTQSS-18(*)-12	GTQSS-18(*)-18	GTQSS-18(*)-24
	3/16	GTQSS-316(*)-12	GTQSS-316(*)-18	GTQSS-316(*)-24
	1/4	GTQSS-14(*)-12	GTQSS-14(*)-18	GTQSS-14(*)-24

Metric Models - Quick Disconnect Probes with Standard Size Connectors

Alloy/ANSI Color Code	Sheath Dia. mm	Model No. 300 mm Length	Model No. 450 mm Length	Model No. 600 mm Length
IRON-CONSTANTAN 304 SS Sheath J	1.5	GJQSS-M15(*)-300	GJQSS-M15(*)-450	GJQSS-M15(*)-600
	3.0	GJQSS-M30(*)-300	GJQSS-M30(*)-450	GJQSS-M30(*)-600
	4.5	GJQSS-M45(*)-300	GJQSS-M45(*)-450	GJQSS-M45(*)-600
	6.0	GJQSS-M60(*)-300	GJQSS-M60(*)-450	GJQSS-M60(*)-600
CHROMEGA®-ALOMEGA® 304 SS Sheath K	1.5	GKQSS-M15(*)-300	GKQSS-M15(*)-450	GKQSS-M15(*)-600
	3.0	GKQSS-M30(*)-300	GKQSS-M30(*)-450	GKQSS-M30(*)-600
	4.5	GKQSS-M45(*)-300	GKQSS-M45(*)-450	GKQSS-M45(*)-600
	6.0	GKQSS-M60(*)-300	GKQSS-M60(*)-450	GKQSS-M60(*)-600
CHROMEGA®-CONSTANTAN 304 SS Sheath E	1.5	GEQSS-M15(*)-300	GEQSS-M15(*)-450	GEQSS-M15(*)-600
	3.0	GEQSS-M30(*)-300	GEQSS-M30(*)-450	GEQSS-M30(*)-600
	4.5	GEQSS-M45(*)-300	GEQSS-M45(*)-450	GEQSS-M45(*)-600
	6.0	GEQSS-M60(*)-300	GEQSS-M60(*)-450	GEQSS-M60(*)-600
COPPER-CONSTANTAN 304 SS Sheath T	1.5	GTQSS-M15(*)-300	GTQSS-M15(*)-450	GTQSS-M15(*)-600
	3.0	GTQSS-M30(*)-300	GTQSS-M30(*)-450	GTQSS-M30(*)-600
	4.5	GTQSS-M45(*)-300	GTQSS-M45(*)-450	GTQSS-M45(*)-600
	6.0	GTQSS-M60(*)-300	GTQSS-M60(*)-450	GTQSS-M60(*)-600

Comes with mating connector, cable clamp, ground strap and locking clip. Extra ground straps, **GS-GST-10**, for additional costs.

* Specify junction type: "G" (Grounded), "E" (Exposed), or "U" (Ungrounded).

† Other lengths available, consult Sales Department. To Order other Sheaths, change "SS" in part no. to "IN" for Inconel, no additional charge; for high temperature LCP (liquid crystal polymer) connector body, add "H" to beginning of model number for additional cost.

Ordering Example: GKQSS-M15U-300, quick disconnect probe, Type K, 304SS sheath, 1.5 mm OD, ungrounded junction, 300 mm length.