

# Series 385A

General Purpose Test Well for 3/8" Diameter Elements



**Application:** Armored liquid-in-glass test thermometers. #14-gage test thermocouples. Bimetal test thermometers.

**Connection Size:** 1/2 NPT external thread is standard.

**Lagging Extension:** When extra head length is required to extend through insulation, 2 1/2" lagging extension is standard.

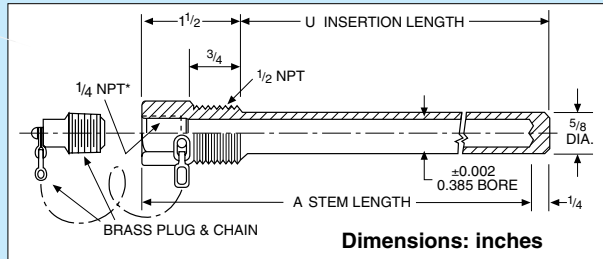
**Materials:** Brass (ASTM B-16), Carbon Steel (C-1018), A.I.S.I. 304 & A.I.S.I. 316 Stainless Steel. Other materials available on request.

**Cap and Chain:**

Captive plug & chain is furnished on all wells as standard.



## Series 385A—General Use



Shown close to actual size.

To Order Visit <a href="http://newportUS.com/385a">newportUS.com/385a</a> for Pricing and Details		
Model Number	Insert Length U	Stem Length A
1/2-385A-U2-(* )	2	3 3/4
1/2-385A-U4-(* )	4	5 1/4
1/2-385A-U6-(* )	6	7 1/4
1/2-385A-U8-(* )	8	9 1/4
1/2-385A-U10-(* )	10	11 1/4
1/2-385A-U12-(* )	12	13 1/4

\* Specify material type "304SS" for 304 stainless steel, "316SS" for 316 stainless steel, "CS" for carbon steel or "BRASS" for brass. PFA coating available.

**Ordering Example:** 1/2-385A-U4-304SS, 304 SS, 1/2 NPT thread with 0.385" Dia. bore for sensor with 4" insertion length.

## Velocity Rating – Feet Per Second

Material	Insertion Length—"U"					
	2	4	6	8	10	12
Brass	362 (74)	115 (37)	51.4 (24.7)	28.9 (18.5)	18.5 (14.8)	12.8 (12.3)
Carbon Steel	422 (156)	155 (78)	69.1 (52.1)	38.9	24.9	17.3
A.I.S.I. 304 & 316	450 (223)	162 (112)	72.2	40.6	26.0	18.1
Monel®	382 (147)	145 (73.8)	64.7 (49.2)	36.4	23.3	16.1

Where single values appear in the velocity tables, these may be considered safe for water, steam, air or gas. In the shorter insertion lengths, consideration is given to the velocity pressure effect of water flowing at higher velocities. The values in parentheses, therefore, represent safe values for water flow, while the unbracketed values may be used for steam, air, gas and similar density fluids.

## Pressure-Temperature Rating—lb Per Square Inch

Material	Temperature — °F						
	70°	200°	400°	600°	800°	1000°	1200°
Brass	2810	2530	440	—	—	—	—
Carbon Steel	3160	3040	2900	2770	2110	920	—
A.I.S.I. 304	4120	3740	3400	3280	3180	2750	990
A.I.S.I. 316	4120	4120	3850	3760	3680	3080	1490

# Series 260A

Limited Space Thermowell for 1/4" Diameter Elements



**Application:** Used where short insertion length is necessary as in short legs of tees, etc. Also fits the 2 1/2" length bimetal thermometer with 1/4" stem diameter.

**Connection Size:** 3/4 and 1 NPT external thread.

**Materials:** Brass (ASTM B-16), Carbon Steel (C-1018), A.I.S.I. 304 & A.I.S.I. 316 Stainless Steel. Other materials available on request.

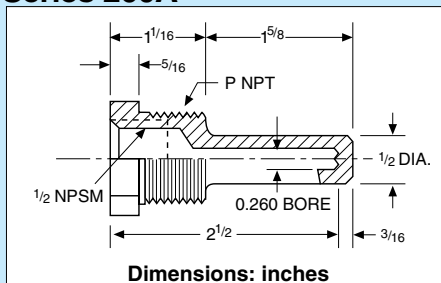
## To order, Cap and Chain:

For Brass cap, add suffix "-CC-Brass" to the end of the model number in your order for additional cost.

For 304 SS cap, add suffix "-CC" to the end of the model number for additional cost.



## Series 260A



Shown smaller than actual size.

External Thread P	Model Number
3/4 NPT	3/4-260A-U15/8-(* )
1 NPT	1-260A-U 15/8-(* )

\* Specify material type "304SS" for 304 stainless steel, "316SS" for 316 stainless steel, "CS" for carbon steel or "BRASS" for brass.

**Ordering Example:** 3/4-260A-U15/8-304SS, 304 SS, 3/4 NPT thread with 0.260" Dia. bore for sensor with 1 5/8" insertion length.

**Pressure-Temperature Rating:** Use values given for Series 260S Wells

**Velocity Rating:** Use values given for Series 260S Wells in 2 1/2" insertion length column

# Custom Thermowells Available!

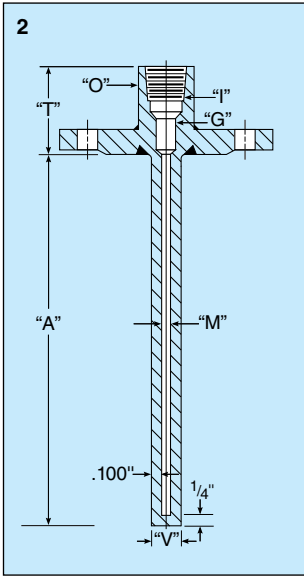
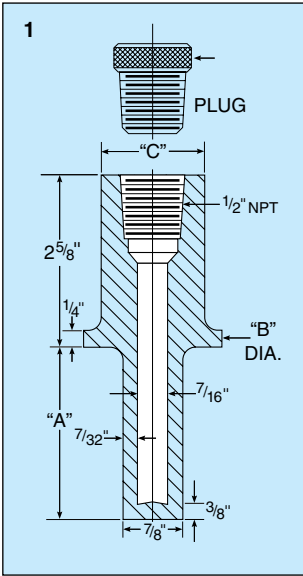
**Protective Coatings for Thermowells:**

- Resist Corrosion
- Color-Coded Sensors for Process Control
- Available in PFA, Epoxy and other materials

• For Chemical Baths  
 Please consult Sales Department for complete information

Discount Schedule			
1-10.....	Net	25-100.....	20%
11-24.....	10%	101 and up.....	Consult Sales

Discounts apply to similar thermowells.



Dimensions: inches

