

Features

TROPO switch mode power supply technology is designed to generate one constant current output from an AC input, and work with industry standard lighting controls in dimming applications.

- 120VAC and 230VAC Inputs Available
- Output current availability 0.35A-1.5A. Consult Factory for customized programming
- Operates with Industry Standard Dimmers
- Compact Encapsulated Assembly
- Active Power Factor Correction
- Output Over-Voltage, Over-Current and Short-Circuit Protection and Auto Recovery
- High Temperature Operation (up to 90°C case)
- UL Approved, ENEC Approved, CE Mark
- Long Life
- ROHS Compliant



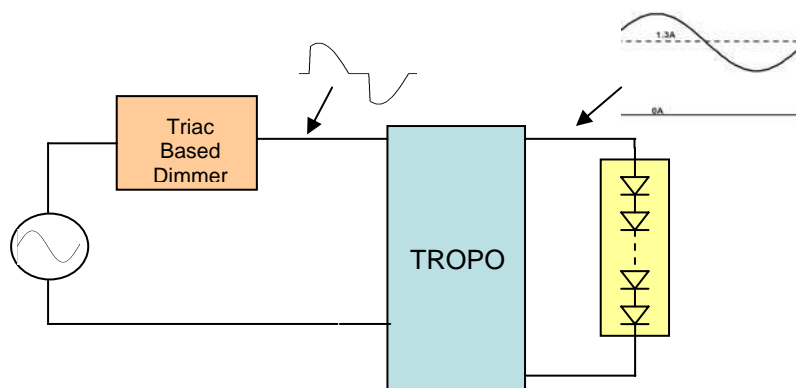
TROPO is designed for powering LED luminaries with standard lighting controls. The modules operate with:

- Standard Light Switches
- Triac based Incandescent Dimmers (Standard phase – leading edge)
- Electronic Low Voltage Dimmers (Reverse Phase – trailing edge)

TROPO is ideal for installations requiring dimmable Class 2 outputs such as:

- Commercial Lighting
- Residential Lighting

The following diagram depicts a typical installation utilizing the TROPO:



- Dimming range down to less than 10% nominal output current
- Output current does not terminate during off time of dimmer
- Output Current factory settable up to 1.5A
- Multiple Drivers / LED Assemblies may be connected to a single dimmer
- Facilitates compliance with Energy Star ratings for LED luminaires

Input and Output Specification

Input Voltage: 120/ 230 VAC Options: Model 1: 90 - 135 VAC Model 2: 176 - 265 VAC 47-63 Hz Frequency Range	Output Voltage: 8 – 48 VDC (See model table for details)
Input Current: < 0.3A	Output Current: 0.35 to 1.5A (See model table for details)
Efficiency: 80% Typical @ >120VAC, Full load	Ripple Current: < 40% (P-P) of maximum Output Current with no dimming
Isolation: Meets the UL60950-1 Reinforced / double Insulation NEC (Class 2) EN60598-1 Class II	Dimming: Output dimming is possible via industry standard dimmers *. (leading and trailing edge)
Input Power Factor: > 0.9 (PF is > 0.8 for 230VAC Models with output power < 10W)	Output Accuracy: +/- 5% of set point
Input Harmonics: Meets EN61000-3-2, 3	Output Regulation: +/- 5% of max rating
	Output Over-Voltage, Over-Current and Short-Circuit Protection (hiccup), Over-Temperature and Auto Recovery
	Output Control: Output Dims without any flicker. Total dimming range is as follows:
	Conduction Angle / output: 180 degrees/ 100% max 30 degrees / 10% min

* Refer to Roal Trope Application Note # 1, Line Voltage Dimming of Trope drivers, for further information.

Performance Requirements: Meets the requirements of IEC 62384: control gear for LED modules

EMI and EMC:

Conducted and Radiated EMI: EN55015 Class B, FCC Class47CFR Part 15 Class B

Susceptibility: EN61000-4-2, -3, -4, -5, -6 and -11

ANSI c62.41-1991 Category A1, 2.5kV Ringwave

Eu and RoW

ROAL Electronics S.p.A
Via Jesina 56/A
60022 – Castelfidardo (AN) - Italy
Tel:+39 071 721461
Fax:+ 39 071 72146 480

www.roallivingenergy.com

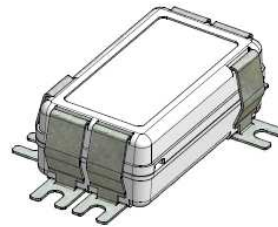
North America

ROAL Electronics USA, Inc.
701 Main St., Suite 405
Stroudsburg, PA 18360
Phone: + 1 570 421 5750
Fax: +1 570 421 5687
DS1_Trope Plastic_Rev06 - Page 2/5

Mechanical Details

Packaging Options:	Partially encapsulated with ABS plastic body enclosure
I/O Connections:	Flying leads, 18AWG, 152mm long, 105C Rated, Stranded, Stripped by approximately 9.5mm and tinned
Mounting Details:	Universal Mounting Clips and 6 mounting locations per package allow installer to choose the most suitable position for the <u>mounting feet</u>
Ingress Protection:	IP20 Rated

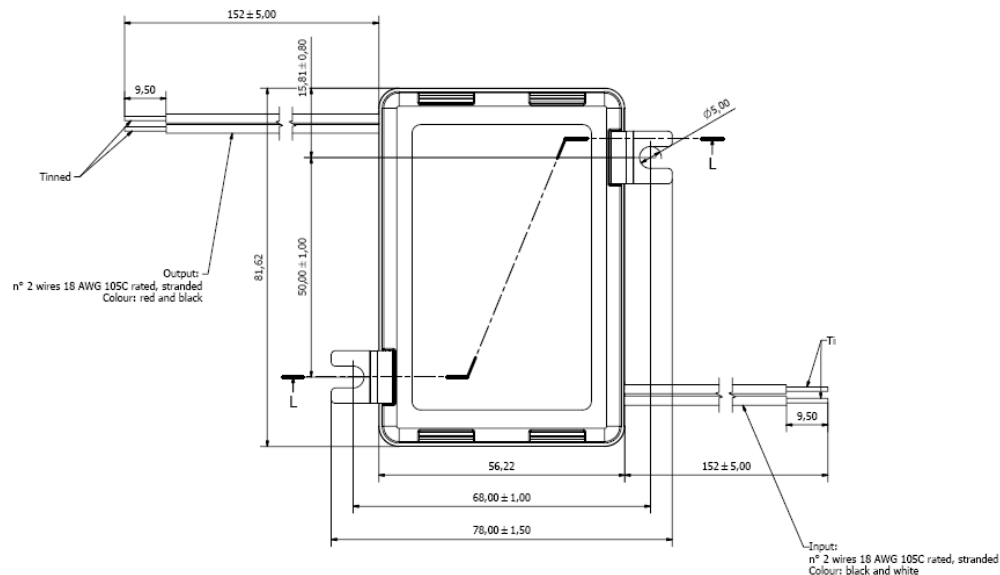
Universal Mount
A Patent Pending Design



Outline Drawing

Max Dimensions: 82mm x 56mm x 29mm, 3.21" x 2.21" x 1.13"
Mass: 145 grams, 5.1 Oz.

Volume: 133 cm³, 8.0 in³



Eu and RoW

ROAL Electronics S.p.A
Via Jesina 56/A
60022 – Castelfidardo (AN) - Italy
Tel: +39 071 721461
Fax: +39 071 72146 480

www.roallivingenergy.com

North America

ROAL Electronics USA, Inc.
701 Main St., Suite 405
Stroudsburg, PA 18360
Phone: +1 570 421 5750
Fax: +1 570 421 5687

DS1_Tropo Plastic_Rev06 - Page 3/5

Environmental

Operating Temperature:	-30°C to +90°C case temp without derating
Operating Relative Humidity:	5% to 95%, non condensing
Storage Temperature:	-40°C to +85°C
Surface Temperature:	Exposed surfaces < 90°C under all operating conditions
Cooling:	Convection cooled

Safety Agency Approvals

UL60950-1 Recognized. LPS Output	UL8750 compliant
EN61347-2-13 electronic control gear for LED Modules	ENEC Mark and CE Mark for EU

Notes Regarding European (ENEC) approvals:

1. All models with $V_{out} < 25VDC$ are SELV equivalent per EN61347-2-13.
2. All models with $V_{out} > 25VDC$ are considered "Isolated Control Gear" per EN61347-2-13

Eu and RoW

ROAL Electronics S.p.A
Via Jesina 56/A
60022 – Castelfidardo (AN) - Italy
Tel: +39 071 721461
Fax: +39 071 72146 480

www.roallivingenergy.com

North America

ROAL Electronics USA, Inc.
701 Main St., Suite 405
Stroudsburg, PA 18360
Phone: +1 570 421 5750
Fax: +1 570 421 5687
DS1_Tropo Plastic_Rev06 - Page 4/5

Model Table

Model Number	Pout Max (watts)	Vin Range (vac)	Vout Min* (vdc)	Vout Max* (vdc)	Iout Set (mA)
RIDD015L350	16.8	90 – 135	24	48	350
RIDD015L350H	7.4	90 – 135	12	21	350
RIDD015L350J	11.2	90 – 135	18	32	350
RIDD015L480	6.5	90 – 135	10	13.5	480
RIDD015L600	7.2	90 - 135	8	12	600
RIDD015L700	16.8	90 – 135	16	24	700
RIDD015L800	9.6	90 - 135	8	12	800
RIDD015L900	14.4	90 – 135	10	16	900
RIDD015L900L	10.8	90 – 135	8	12	900
RIDD015L1000	16	90 – 135	10	16	1000
RIDD015L1200	15.84	90 – 135	10	13.2	1200
RIDD015L1250	15	90 - 135	8	12	1250
RIDD015L1400**	16.1	90 – 135	8	11.5	1400
RIDD015L1500	15	90 - 135	5	10	1500
RIDD015H350	16.8	176 - 265	24	48	350
RIDD015H350H	7.4	176 - 265	12	21	350
RIDD015H350J	11.2	176 - 265	18	32	350
RIDD015H480	6.5	176 - 265	10	13.5	480
RIDD015H600	7.2	176 - 265	8	12	600
RIDD015H700	16.8	176 - 265	16	24	700
RIDD015H800	9.6	176 - 265	8	12	800
RIDD015H900	14.4	176 – 265	10	16	900
RIDD015H900L	10.8	176 - 265	8	12	900
RIDD015H1000	16	176 - 265	10	16	1000
RIDD015H1200	15.84	176 - 265	10	13.2	1200
RIDD015H1250	15	176 - 265	8	12	1250
RIDD015H1400**	16.1	176 – 265	8	11.5	1400
RIDD015H1500	15	176 - 265	5	10	1500

Some models are built to order. Please consult the factory to check availability.

* Total LED forward voltage must be within these ratings under all conditions including dimming. Roal Trope Application Note 2 provides additional technical information.

** 80°C maximum case rating

Roal Electronics, S.p.A. may change product specifications and accordingly the information presented in this document. Customers are responsible for their products and applications using Roal Electronics, S.p.A. products. Roal Electronics, S.p.A. assumes no liability from the use of its products outside of specifications. No license is granted to any intellectual property rights by this document. ROAL ELECTRONICS, S.P.A. DISCLAIMS ALL REPRESENTATIONS AND WARRANTIES OF ANY KIND, EXPRESS OR IMPLIED, INCLUDING, BUT NOT LIMITED TO, IMPLIED WARRANTIES OF NONINFRINGEMENT, MERCHANTABILITY AND FITNESS FOR A PARTICULAR PURPOSE.

Eu and RoW

ROAL Electronics S.p.A.
Via Jesina 56/A
60022 – Castelfidardo (AN) - Italy
Tel: +39 071 721461
Fax: +39 071 72146 480

www.roallivingenergy.com

North America

ROAL Electronics USA, Inc.
701 Main St., Suite 405
Stroudsburg, PA 18360
Phone: +1 570 421 5750
Fax: +1 570 421 5687

DS1_Trope Plastic_Rev06 - Page 5/5