

 LiteShow III™

InFocus
Bright Ideas Made Brilliant



Wirelessly connect with any display

**Flexible and Secure – Easy Setup
Seamless High Resolution Video**

Wirelessly connect, project and collaborate

Add the InFocus LiteShow III™ wireless adapter to any projector or other display to quickly and easily share data, audio, and video over a secure wireless connection.

LiteShow III is compatible with the latest operating systems, including Windows 7, Mac, iPhone, and Windows Mobile and transmits at speeds up to 150 Mbps.

LiteShow III makes it easy to collaborate. The Moderator and QuadView features allow multiple computers to connect to the display at the same time and let you control which computer (or computers) is displayed.

Connect LiteShow III to your network to create a new, secure wireless access point. Multiple security levels let you control whether users have full network access, Internet access only, or neither (present only).

Why choose LiteShow III?

- Turn any display with a VGA input into a wireless and/or networked display
- Connect and display multiple computers with Moderator and QuadView collaboration tools
- 802.11n for ultra-fast transmission of data, video and audio
- On-board video decoding displays HD video seamlessly
- Creates a secure wireless network access point



With this simple connection, you can present wirelessly and create a new network access point

Fast and Convenient Wireless Connection

High speed and long range

The latest 802.11n wireless technology gives LiteShow III a fast transfer speed of 150 Mbps and has a reach of up to 300 feet (91 m).

Seamless video

LiteShow III has on-board video decoding, which means it does the heavy lifting instead of the computer. This produces fast and clean reproductions of video and audio even at high resolutions and from older computers with less processing power.



LiteShow III with USB drive

Quick connection

Visitors who want to connect to LiteShow III can simply insert the LiteShow USB drive and start presenting. They don't need special admin rights or to install any software.

Tools for Collaboration

Control the display of multiple computers

The powerful Moderator feature allows a room full of computers to connect to a display and gives a “moderator” (via a web page) the ability to select which screen is displayed. Effortlessly switch presenters for seamless business collaboration. Teachers can wirelessly connect their students’ laptops and choose which student can display their work.

Click the computer you want to display

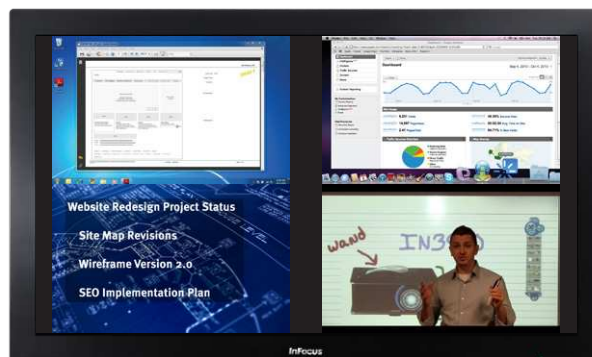
Computer Name	Play Control	IP Address
sbailey	1 2 3 4	192.168.3.101
mkruger	1 2 3 4	192.168.3.117
rkent	1 2 3 4	192.168.3.142
rdetwile	1 2 3 4	192.168.3.125
dbaldoni	1 2 3 4	192.168.3.098
rburdick	1 2 3 4	192.168.3.104
tokeefe	1 2 3 4	192.168.3.057
sneisen	1 2 3 4	192.168.3.158

Choose which computer to display from a simple web page

Multiple computers can connect to the display

Four displays in one

The QuadView function allows you to display up to four connected computers at the same time – ideal for web meetings, collaboration and classroom projects.



Flexible and Secure

Configurable to fit your organization


LiteShow III is flexible enough to be used for wireless display only or configured to fit into the most complex and secure network infrastructure.

Multiple security levels

LiteShow III maintains your security standards while giving multiple options for network and internet access. It complies with the latest security protocols, including WPA2-PSK.

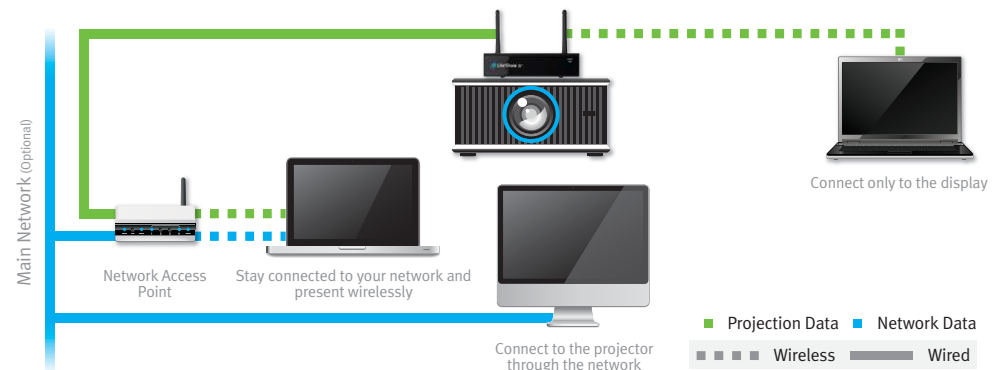
Wireless presentation with access point

LiteShow III can work as a network access point, which allows any wireless-enabled computer or PDA to connect, present, and/or access corporate network resources or just the Internet. The Gatekeeper function can be set up to block all (display only), allow Internet access (display and get to the Internet) or allow all (display, Internet, and company network).



Present through your network

There’s no need to switch wireless networks to present. Stay connected to your corporate network (email, shared folders, etc.) when you want to present – simply connect to LiteShow III like a printer and start presenting. Secondly, when configured for network presentation, guests can still use the wireless/access point functions to present and access the Internet while keeping your network assets private.



Specifications*

LITESHOW III

Connectivity	802.11 b/g/n (2 dipole antenna), RJ-45 (10Base-TX), VGA, 3.5 mm audio out
Wireless Range	Up to 300 ft/91 m
Data Rate	Wireless: Up to 150 Mbps LAN: 10/100
Output Support	XGA (1024 × 768), WXGA (1280 × 768, 1280 × 800)
Supported PC/ Laptop Resolution	SVGA (800 × 600), XGA (1024 × 768), SXGA (1280 × 1024), WXGA (1280 × 768, 1280 × 800), WSXGA (1440 × 900, 1600 × 1024), UXGA (1600 × 1200), WUXGA (1920 × 1200), QXGA (2048 × 1536)
Wi-Fi Compliant	802.11 b/g/n with MIMO
Video/Audio Decoding	MPEG1, MPEG2, MPEG4, DivX®3/4/5, Xvid, WMV 9, MP3, WMA
Approvals	FCC (USA), CE (Europe), NOM (Mexico), C-Tick (Australia/NZ), IEC (Canada)
Security	IEEE Standard 64/128 bit WEP/WPA/WPA2-PSK
Display Compatibility	Compatible with any display with a VGA input connection

Software System Requirements

LiteShow Manager	Microsoft Windows (Win 7 32/64 bit, XP Service Pack 2, Vista 32/64 bit), Mac 10.4 and higher Pentium 1.5 G 256 MB RAM
MobiShow	Windows Mobile 5.5 and higher, iPhone, iPod Touch
Presentation to Go (PtG) Converter	Windows (Win 7 32/64 bit, XP Service Pack 2 or higher, Vista 32/64 bit) Pentium 1.5 G or higher Office 2003 or 2007

Accessories


Included:

USB drive
Power supply with regional adapters
Power to projector cable

Optional:

LiteShow Mount (INLITESHOW-MOUNT)
○ Mount to hang LiteShow from the projector's universal ceiling mount (SP-CEIL-UNIV)

For more information, visit:
www.infocus.com/Accessories.aspx



 LiteShow III™

InFocus
Bright Ideas Made Brilliant