



JBC373F38-525-B / JBC373F38W-525-B





1. INTEL® Pine Trail-D Processor D525 + ICH8M Chipset
2. Support 1 * DDR3 800/667MHz Single CH up to 2GB
3. Support 1 * Serial ATAII (3Gb/s) Device
4. Support Quad Gigabit LAN
5. Support VGA Output
6. Equipped with 802.11 b/g/n WiFi card & Internal Antenna
(JBC373F38W-525-B only)
7. Support 2 * COM ports
8. Support 2.5" SATA HDD drive bay
9. Support 2 * Mini PCI-E socket (one shared with mSATA)
10. Provide CF card socket (Support CF or CF SATA card)
11. Provides VESA mount & Wall mount bracket



Front I/O Port

Rear I/O Port






CF card reader socket
(can support both CF card & CF SATA card)

1 * DDR3 667/800MHz Single CH
SO-DIMM up to 2GB

1 * Serial ATAII 3Gb/s connector

- ① 1 * GPIO header
- ② 2 * USB 2.0 headers for 4 * USB 2.0 ports
- ③ 2 * full size Mini PCI-E [1 * mSATA socket (Share with one of Mini PCI-E socket)]
- ④ 1 * COM header (COM2 for RS232/422/485)
- ⑤ 1 * CIR header
- ⑥ 1 * 18-bits Single CH LVDS connector





INTEL® ICH8M Express chipset



INTEL® Pine Trail-D Processor D525

Model No.	JBC373F38-525-B / JBC373F38W-525-B
Part No.	HBJC373F38-525-B / HBJC373F38W-525-B
Motherboard Specification	
■ CPU	■ INTEL® Pine Trail-D Processor D525
■ Chipset	■ INTEL® ICH8M Express chipset
■ Memory	■ 1 * DDR3 800/667MHz Single CH SO-DIMM up to 2GB
■ Expansion Slot	■ 2 * Mini PCI-E
■ LAN	■ 4 * Realtek RTL8111EVL PCI-E Gigabit Ethernet LAN
■ Storage	<ul style="list-style-type: none"> ■ 1* Serial ATA2 3Gb/s connector ■ 1 * CF card socket (Support CF or CF SATA card) ■ 1 * mSATA socket (Shared with one Mini PCI-E socket)
■ BIOS	■ AMI 8MB DIP Flash ROM
■ Form Factor	■ 3.5" SBC (148mm x 102mm)
Barebone Specification	
■ Product size	■ 180 (W) *142 (D) * 48 (H) mm
■ Specs Devices	■ 1 x 2.5"HDD Drive Bay (Only support SATA 2.5"HDD)
■ Colors	■ Black
■ Front I/O Port	<ul style="list-style-type: none"> ■ 1 * Power button & 1 * Reset button ■ 1 * Power LED & 1 * HDD LED ■ 2 * USB 2.0 ports ■ 4 * NIC LED's ■ 4 * LAN ports (<i>optional</i>)
■ Rear I/O Port	<ul style="list-style-type: none"> ■ 2 * USB 2.0 ports ■ 1 * 12V DC jack ■ 4 * RJ-45 port(Gigabit LAN) ■ 1 * Kensington hole ■ 2 * Antenna holes ■ 1 * VGA & 1 * COM port
■ Power supply	■ +12V DC-IN Power
■ Accessory	<ul style="list-style-type: none"> ■ 60W AC-DC Adapter x 1 ■ Power Cord x 1 ■ CD x 1 ■ Manual x 1 ■ COM cable x 1 ■ WI-FI antenna * 1 (JBC373F38W-525-B only) ■ Wall Mount Bracket x 2 ■ LCD VESA Mount Bracket x 1 (<i>optional</i>)
■ Application	■ Network Appliance
■ Packing	<ul style="list-style-type: none"> ■ Color Box Dimension : 250(W) x 118 (D) x 295 (H) mm ■ Gross Weight : 2.78KG ■ Net Weight : 1.43KG

Product Accessories

				
Wall Mount Bracket	Power cord	CD	Manual	60W Adapter

	
JBC373F38W-525-B only	VESA Mount Bracket (optional)



*This Barebone can be extended 4 more Giga LAN via 2 * Mini PCI-E dual LAN cards and totally have 8 Giga LAN ports as shown above figure.

*Please contact us for further information.



Jetway Computer Corporation
 Phone: 510-857-0130 Fax: 510-857-0138
 38507 Cherry St., Suite E, Newark, CA 94560
www.jetwaycomputer.com

