

# FOOT SWITCH

## Features

- Momentary pedal action versions available
- Metal die-cast and plastic body are available

## Product Selection

EFS - □

1 2

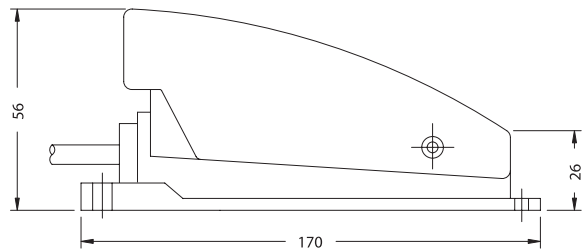
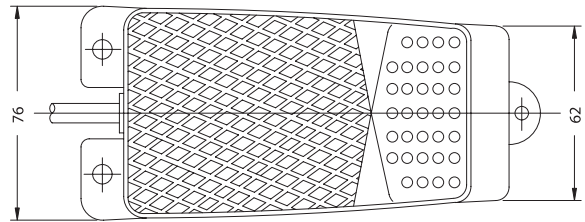
1.TYPET 2.RATING

EFS	A: 15A 250VAC
	B: 10A 250VAC
EFS-D TYPE	10A 250VAC
FS TYPE	1: 10A 250VAC

## Dimensions

Unit: mm

EFS-A EFS-B



**HIGHLY**

G1

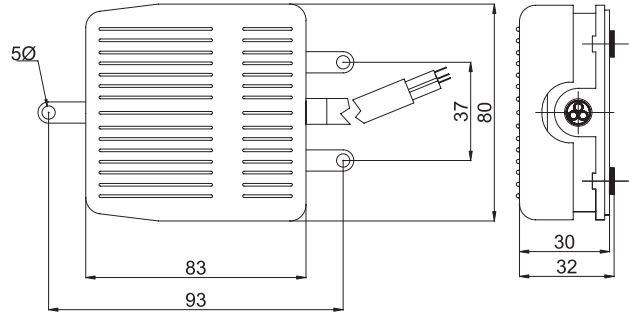
Design, specifications are subject to change without notice.

# FOOT SWITCH

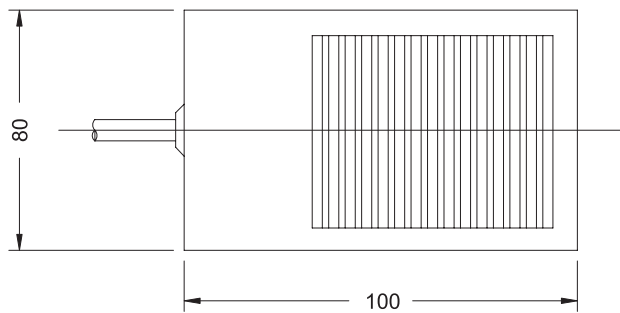
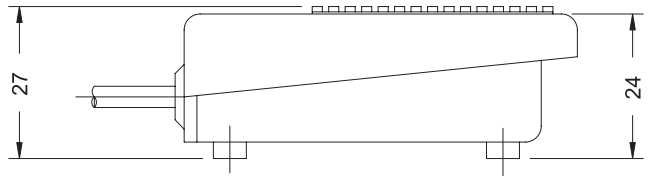
## Dimensions

Unit: mm

EFS-D



FS-1



**HIGHLY**

G2

Design, specifications are subject to change without notice.