

SNAP ACTION SWITCH

Features

- Ultra small type, light weight
- Terminals are insert molded against flux penetration during soldering.
- Good feeling and more levers are applied.



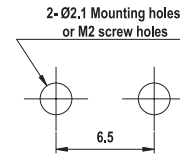
Applications

- Operating in all types of electronic equipment such as appliances, audio, mouse, office, equipment, communications apparatus, etc.

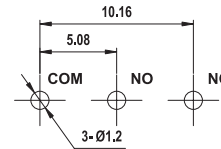
Specifications

Item	Standard
Rating	3A 125V AC or 1A 250V AC
Insulation Resistance	100MΩ min. (DC 500V)
Dielectric Strength	AC 500V (50/60Hz for 1 minute)
Contact Resistance	50mΩ max. (initial)
Electrically Life	30,000 cycle

Mounting Hole



For P.C.B. Terminal



Product Selection


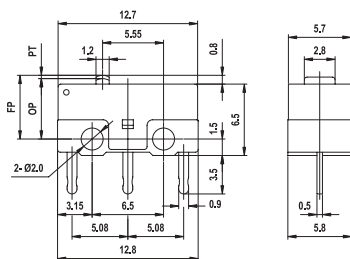

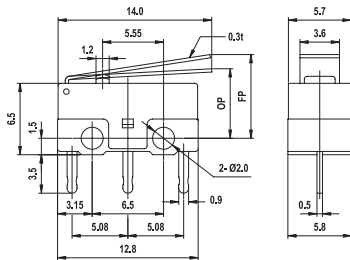

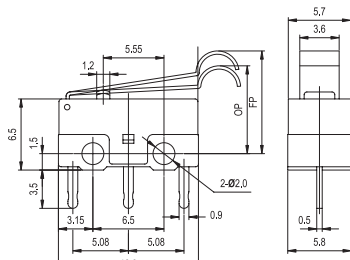
DH- 05 □ P
1

1. ACTUATOR TYPES

- 0: Pin plunger
- 1: Hinge lever
- 4: Simulated roller lever

Operating Characteristics

Unit: mm

Item	Operating Characteristics	Dimensions																		
<p>DH050P</p> 	<table border="1"> <tbody> <tr><td>OF</td><td>max</td><td>150g.</td></tr> <tr><td>RF</td><td>min</td><td>20g</td></tr> <tr><td>PT</td><td>max..</td><td>0.5 mm</td></tr> <tr><td>OT</td><td>min.</td><td>0.25 mm</td></tr> <tr><td>MD</td><td>max.</td><td>0.12 mm</td></tr> <tr><td>OP</td><td></td><td>5.5±0.3 mm</td></tr> </tbody> </table>	OF	max	150g.	RF	min	20g	PT	max..	0.5 mm	OT	min.	0.25 mm	MD	max.	0.12 mm	OP		5.5±0.3 mm	
OF	max	150g.																		
RF	min	20g																		
PT	max..	0.5 mm																		
OT	min.	0.25 mm																		
MD	max.	0.12 mm																		
OP		5.5±0.3 mm																		
<p>DH051P</p> 	<table border="1"> <tbody> <tr><td>OF</td><td>max.</td><td>80g</td></tr> <tr><td>RF</td><td>min.</td><td>5g</td></tr> <tr><td>PT</td><td>max.</td><td>-</td></tr> <tr><td>OT</td><td>min.</td><td>0.55 mm</td></tr> <tr><td>MD</td><td>max.</td><td>0.5 mm</td></tr> <tr><td>OP</td><td></td><td>6.8±1.5 mm</td></tr> </tbody> </table>	OF	max.	80g	RF	min.	5g	PT	max.	-	OT	min.	0.55 mm	MD	max.	0.5 mm	OP		6.8±1.5 mm	
OF	max.	80g																		
RF	min.	5g																		
PT	max.	-																		
OT	min.	0.55 mm																		
MD	max.	0.5 mm																		
OP		6.8±1.5 mm																		
<p>DH054P</p> 	<table border="1"> <tbody> <tr><td>OF</td><td>max.</td><td>80g</td></tr> <tr><td>RF</td><td>min.</td><td>5g</td></tr> <tr><td>PT</td><td>max.</td><td>-</td></tr> <tr><td>OT</td><td>min.</td><td>0.55 mm</td></tr> <tr><td>MD</td><td>max.</td><td>0.5 mm</td></tr> <tr><td>OP</td><td></td><td>8.8±1.5 mm</td></tr> </tbody> </table>	OF	max.	80g	RF	min.	5g	PT	max.	-	OT	min.	0.55 mm	MD	max.	0.5 mm	OP		8.8±1.5 mm	
OF	max.	80g																		
RF	min.	5g																		
PT	max.	-																		
OT	min.	0.55 mm																		
MD	max.	0.5 mm																		
OP		8.8±1.5 mm																		

HIGHLY

B21

Design, specifications are subject to change without notice.