



## DESCRIPTION

The FlexPower FP0250 is an offline switchmode power supply-battery charger specifically designed for the lifesafety industry capable of providing two outputs, user selectable for 12 or 24VDC.

One output provides continuous output power and the second is programmable to either fail-safe or fail-secure lock operation, when the on board fire alarm interface is activated.

Complete fault detection and reporting, with programmable fault delays, is provided along with datalogging capability of fault occurrence, battery usage time and current power supply status.

## BENEFITS

- Power engine includes the **FlexPower™** feature set
- **VSelect™** – provides installer selectable output voltage
- **SureCharge™** – microprocessor controlled charging restores battery sets from 4 to 80 amhours
- **TruWatt™** design – twice the current at 12V than at 24V
- **FlexConnect™** – eliminates intermodule wiring by the field installer
- **DataLink™** – provides datalogging of key power supply data for computer retrieval
- **PowerCom™** – proprietary software for data retrieval and programming of power supply parameters and fault delays
- **Reliability+™** – conformal coated PCBs for improved environmental performance and high efficiency for low heat generation and longer service life
- **GreenSmart™** – RoHS compliant
- Listed for Fire, Security, CCTV, Access Control, and Mass Notification
- Multiple outputs for system power, direct lock control and accessory power distribution modules
- Fire alarm interface for egress lock control (FAI)
- Configurable fail-safe / fail-secure modes of operation
- Comprehensive fault detection and reporting including optional earth ground and battery presence
- Plug and play modular design improves serviceability
- Quality controlled manufacturing process
- Small single enclosure requires minimal wall space
- Ten year warranty

## ELECTRICAL RATINGS

Parameter	Rating	Unit
Input Voltage	120 / 230	VAC
Input Power (max)	282	Watts
Output Voltage	12 or 24	VDC
Output Current	20 or 10	Amps
Battery Charge Capacity	80	Ah
Efficiency	88	%
Output Ripple	120	mVp-p
Line Regulation	0.1	±%
Load Regulation	2	±%
BTU Rating	109	BTU/Hr
Continuous Power Outputs	1	
Switched Power Outputs	1	
Fire Alarm Interface	Yes	

## COMPLIANCE

Product listed for use in  
LifeSafety Power equipment

### USA

UL 294 / UL 603 / UL 864  
UL 1076 / UL 1481 / UL 2044 / UL 2572  
FCC Part 15, Subpart B / CSFM Approved

### CANADA

ULC S318 / ULC S319 / ULC S527  
CSA C22.2 #107.1 / CSA 22.2 #60950  
Ontario ESA



**FLEXPOWER™ FEATURES**

**VSelect™** One single switch for configuring the output between 12 and 24VDC eliminates field errors and allows for the reduction and simplification of service inventory by eliminating the necessity of stocking units in each voltage.

**TruWatt™** Output power capability of the power supply remains constant regardless of the output voltage setting. For example, a FlexPower 250 watt supply will provide 10 amps at 24VDC and 20 amps at 12VDC, allowing the same number of locking devices to be used at either the 12 or 24V setting.

**SureCharge™** The microprocessor controlled charging process used by the FlexPower power supply guarantees both proper charging current for the battery and fastest charge time. The constant current charger provides a linear, predictable charge time for any lead acid, gel battery set from 4 to 80 ampmours without stress or damage to the battery.

**FlexConnect™** The FlexPower series provides a prewired interconnection system between the power supply and accessory boards of the power system that eliminates intermodule wiring by the field installer.

Field upgrading or expansion is as simple as using common mounting footprints, predrilled mounting holes, snap-in standoffs, and pluggable wires to add additional system capability or capacity when needed, all without restrictive agency listing issues.

**Reliability+™** All power supplies within the FlexPower system are fully fault protected and feature conformal coating on the electronic PC boards to protect the electronics from water, dust, and other corrosive elements found in industrial settings. High efficiency design promotes low heat generation leading to longer service life.

**DataLink™** The FlexPower system allows for the programming and monitoring of the power supply by a computer for selected functions and parameter data-logging. Connection to the computer is from an optional cable to the computer USB port.

**PowerCom™** LifeSafety Power's proprietary software interface for programming and monitoring key power supply functions via the DataLink connection. PowerCom allows programming of optimum battery charge current, delay of fault reporting, and retrieval of key power supply operating parameters in the event of a fault condition.

- *PowerCom programmable parameters*
  - ◆ Battery charge current
  - ◆ AC fault reporting delay
  - ◆ System fault reporting delay
- *PowerCom monitoring parameters*
  - ◆ Total hours of power supply use and hours battery installed
  - ◆ Number of system and AC fault detections

**GreenSmart™** All members of the FlexPower family are RoHs compliant, lead-free, and meet the latest state, federal and European requirements for energy efficiency.

Model No.	Order No.	Mechanical Info
FP0250	A01-007	Size: 5.5" x 8.25" x 2.5" Weight: 1.5 lb.

*Provided with AC Cable, Mounting Hardware*

**FAULT DETECTION AND REPORTING**

The comprehensive fault detection and reporting mechanism of the FPO series provides for both local and remote fault reporting.

On-board visual indicators are provided to give immediate installer feedback. Independent form C relay contacts are provided to report AC and system fault conditions to remote or auxiliary equipment.

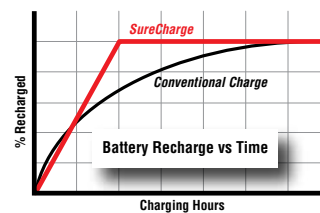
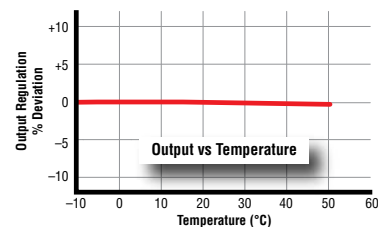
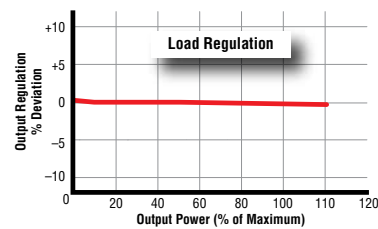
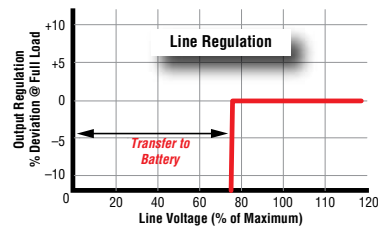
**Detected Fault Conditions:**

- *AC Power*
  - ◆ AC loss, AC low
- *DC Power and System*
  - ◆ Abnormal or loss of power supply operation
  - ◆ Over current, over temperature condition
  - ◆ DC output high, low
  - ◆ Battery presence (optional)
  - ◆ Earth ground (optional)
  - ◆ Power supply / accessory board blown fuse or loss of output voltage

**FIRE ALARM DISCONNECT (FAI)**

- *Activation Methods*
  - ◆ DC voltage: 9 to 33VDC, 3 to 15mA
  - ◆ Dry contact NO/NC
- *Latch Enable: NC contact set or switch (Typically for Canadian use)*

**PERFORMANCE GRAPHS**



**Worldwide Headquarters**  
**LifeSafety Power, Inc.**  
 49 Range Road  
 Windham, NH 03087 USA  
 Tel 888-LSP-BUY8  
 info@lifesafetypower.com

**Important:** All information, including illustrations, is believed to be reliable. Users, however, should independently evaluate the suitability of each product for their particular application. LifeSafety Power makes no warranties as to the accuracy or completeness of the information, and disclaims any liability regarding its use. LifeSafety Power's only obligations are those in the LifeSafety Power Standard Terms and Conditions of Sale for this product, and in no case will LifeSafety Power or its distributors be liable for any incidental, indirect, or consequential damages arising from the sale, resale, use, or misuse of the product. Specifications are subject to change without notice. In addition, LifeSafety Power reserves the right to make changes—without notification to Buyer—to processing or materials that do not affect compliance with any applicable specification.