

# VIKING

# TECHNICAL Practice

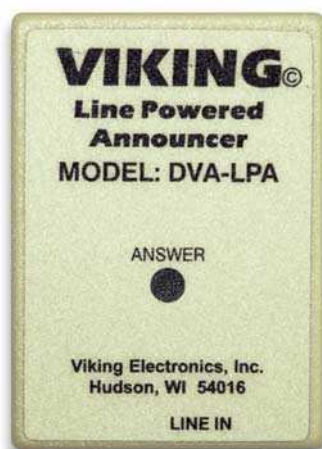
**TELECOM SOLUTIONS FOR THE 21ST CENTURY**

**DVA-LPA**

*Line Powered Digital  
Voice Announcer*

February 25, 2008

## Professional Digital Voice Announcer for Ring Trip Applications!



The **DVA-LPA** is an economic non-volatile digital voice announcer specifically designed for applications requiring simple ring trip announcements.

The **DVA-LPA** can be used in any application that requires an inexpensive announcer to play a single message. The **DVA-LPA** will answer the incoming call on the first ring, play your pre-recorded message and then disconnect. If desired, the message can be repeated up to a programmable limit of 99. The message is remotely recorded using Touch Tone commands.

The announcer provides up to 16 seconds of high quality record time and is powered by the telephone line.

## Features

- Line powered, no external power required
- Non-volatile memory (no batteries required)
- Remote recording and programming
- 16 seconds of record time
- Ring trip detection (automatically answers on first ring)
- Programmable message playback counter
- CPC detection for auto disconnect
- Modular connection


## Applications

- Announce only applications
- School closings
- Ski reports
- Night answer
- Bank rates/commodity prices
- Any application where information must be repeated continuously and may require frequent updating

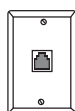
## Installation



**IMPORTANT:** Electronic devices are susceptible to lightning and power station electrical surges from both the AC outlet and the telephone line. It is recommended that a surge protector be installed to protect against such surges. Contact Panamax at (800) 472-5555 or Electronic Specialists Inc. at (800) 225-4876.



C.O. Line  
or analog  
PABX/KSU  
station



Phone... 715.386.8861

<http://www.vikingelectronics.com>

## Specifications

**Power:** Telephone line powered (24V DC @ 20 mA loop current minimum)

**Dimensions:** 120mm x 70mm x 35mm (4.75" x 2.75" x 1.38")

**Shipping Weight:** 0.45 Kg (1 lb)

**Environmental:** 0°C to 32°C (32°F to 90°F) with 5% to 95% non-condensing humidity

**Message Length:** 16 seconds

**CPC Detection Time:** 80 ms

**Sampling Rate:** 64 K (equivalent)

**Connections:** (1) RJ11 modular plug

**IF YOU HAVE A PROBLEM WITH A VIKING PRODUCT, PLEASE CONTACT: VIKING TECHNICAL SUPPORT AT (715) 386-8666**

Our Technical Support Department is available for assistance Monday 8am - 4pm and Tuesday through Friday 8am - 5pm central time. So that we can give you better service, before you call please:

- 1. Know the model number, the serial number and what software version you have (see serial label).
- 2. Have your Technical Practice in front of you.
- 3. It is best if you are on site.

**RETURNING PRODUCT FOR REPAIR**

The following procedure is for equipment that needs repair:

- 1. Customer must contact Viking's Technical Support Department at 715-386-8666 to obtain a Return Authorization (RA) number. The customer MUST have a complete description of the problem, with all pertinent information regarding the defect, such as options set, conditions, symptoms, methods to duplicate problem, frequency of failure, etc.
- 2. Packing: Return equipment in original box or in proper packing so that damage will not occur while in transit. Static sensitive equipment such as a circuit board should be in an anti-static bag, sandwiched between foam and individually boxed. All equipment should be wrapped to avoid packing material lodging in or sticking to the equipment. Include ALL parts of the equipment. C.O.D. or freight collect shipments cannot be accepted. Ship cartons prepaid to: **Viking Electronics, 1531 Industrial Street, Hudson, WI 54016**
- 3. Return shipping address: Be sure to include your return shipping address inside the box. We cannot ship to a PO Box.
- 4. RA number on carton: In large printing, write the R.A. number on the outside of each carton being returned.

**RETURNING PRODUCT FOR EXCHANGE**

The following procedure is for equipment that has failed out-of-box (within 10 days of purchase):

- 1. Customer must contact Viking's Technical Support at 715-386-8666 to determine possible causes for the problem. The customer MUST be able to step through recommended tests for diagnosis.
- 2. If the Technical Support Product Specialist determines that the equipment is defective based on the customer's input and troubleshooting, a Return Authorization (R.A.) number will be issued. This number is valid for fourteen (14) calendar days from the date of issue.
- 3. After obtaining the R.A. number, return the approved equipment to your distributor, referencing the R.A. number. Your distributor will then replace the product over the counter at no charge. The distributor will then return the product to Viking using the same R.A. number.
- 4. **The distributor will NOT exchange this product without first obtaining the R.A. number from you. If you haven't followed the steps listed in 1, 2 and 3, be aware that you will have to pay a restocking charge.**

**LIMITED WARRANTY**

Viking warrants its products to be free from defects in the workmanship or materials, under normal use and service, for a period of one year from the date of purchase from any authorized Viking distributor or 18 months from the date manufactured, which ever is greater. If at any time during the warranty period, the product is deemed defective or malfunctions, return the product to Viking Electronics, Inc., 1531 Industrial Street, Hudson, WI., 54016. Customer must contact Viking's Technical Support Department at 715-386-8666 to obtain a Return Authorization (R.A.) number.

This warranty does not cover any damage to the product due to lightning, over voltage, under voltage, accident, misuse, abuse, negligence or any damage caused by use of the product by the purchaser or others. **NO OTHER WARRANTIES. VIKING MAKES NO WARRANTIES RELATING TO ITS PRODUCTS OTHER THAN AS DESCRIBED ABOVE AND DISCLAIMS ANY EXPRESS OR IMPLIED WARRANTIES OR MERCHANTABILITY OR FITNESS FOR ANY PARTICULAR PURPOSE.**

**EXCLUSION OF CONSEQUENTIAL DAMAGES. VIKING SHALL NOT, UNDER ANY CIRCUMSTANCES, BE LIABLE TO PURCHASER, OR ANY OTHER PARTY, FOR CONSEQUENTIAL, INCIDENTAL, SPECIAL OR EXEMPLARY DAMAGES ARISING OUT OF OR RELATED TO THE SALE OR USE OF THE PRODUCT SOLD HEREUNDER.**

**EXCLUSIVE REMEDY AND LIMITATION OF LIABILITY. WHETHER IN AN ACTION BASED ON CONTRACT, TORT (INCLUDING NEGLIGENCE OR STRICT LIABILITY) OR ANY OTHER LEGAL THEORY, ANY LIABILITY OF VIKING SHALL BE LIMITED TO REPAIR OR REPLACEMENT OF THE PRODUCT, OR AT VIKING'S OPTION, REFUND OF THE PURCHASE PRICE AS THE EXCLUSIVE REMEDY AND ANY LIABILITY OF VIKING SHALL BE SO LIMITED.**

**IT IS EXPRESSLY UNDERSTOOD AND AGREED THAT EACH AND EVERY PROVISION OF THIS AGREEMENT WHICH PROVIDES FOR DISCLAIMER OF WARRANTIES, EXCLUSION OF CONSEQUENTIAL DAMAGES, AND EXCLUSIVE REMEDY AND LIMITATION OF LIABILITY, ARE SEVERABLE FROM ANY OTHER PROVISION AND EACH PROVISION IS A SEPARABLE AND INDEPENDENT ELEMENT OF RISK ALLOCATION AND IS INTENDED TO BE ENFORCED AS SUCH.**

**FCC REQUIREMENTS**

This equipment complies with Part 68 of the FCC rules and the requirements adopted by the ACTA. On the side of this equipment is a label that contains, among other information, a product identifier in the format US:AAAEQ##TXXXX. If requested, this number must be provided to the telephone company.

The REN is used to determine the number of devices that may be connected to a telephone line. Excessive REN's on a telephone line may result in the devices not ringing in response to an incoming call. In most but not all areas, the sum of the REN's should not exceed five (5.0). To be certain of the number of devices that may be connected to a line, as determined by the total REN's, contact the local telephone company. For products approved after July 23, 2001, the REN for this product is part of the product identifier that has the format US:AAAEQ##TXXXX. The digits represented by ## are the REN without a decimal point (e.g., 03 is a REN of 0.3). For earlier products, the REN is separately shown on the label.

The plug used to connect this equipment to the premises wiring and telephone network must comply with the applicable FCC Part 68 rules and requirements adopted by the ACTA. If your home has specially wired alarm equipment connected to the telephone line, ensure the installation of this DVA-LPA does not disable your alarm equipment. If you have questions about what will disable alarm equipment, consult your telephone company or a qualified installer.

If the DVA-LPA causes harm to the telephone network, the telephone company will notify you in advance that temporary discontinuance of service may be required. But if advance notice isn't practical, the telephone company will notify the customer as soon as possible. Also, you will be advised of your right to file a complaint with the FCC if you believe it is necessary.

The telephone company may make changes in its facilities, equipment, operations, or procedures that could affect the operation of the equipment. If this happens, the telephone company will provide advance notice in order for you to make the necessary modifications to maintain uninterrupted service.

If trouble is experienced with the DVA-LPA, for repair or warranty information, please contact:

**Viking Electronics, Inc., 1531 Industrial Street, Hudson, WI 54016 (715) 386-8666**

If the equipment is causing harm to the telephone network, the telephone company may request that you disconnect the equipment until the problem is resolved.

Connection to Party Line Service is subject to State Tariffs. Contact the state public utility commission, public service commission or corporation commission for information.

**WHEN PROGRAMMING EMERGENCY NUMBERS AND (OR) MAKING TEST CALLS TO EMERGENCY NUMBERS:**

Remain on the line and briefly explain to the dispatcher the reason for the call. Perform such activities in the off-peak hours, such as early morning or late evenings.

It is recommended that the customer install an AC surge arrester in the AC outlet to which this device is connected. This is to avoid damaging the equipment caused by local lightning strikes and other electrical surges.

**PART 15 LIMITATIONS**

This equipment has been tested and found to comply with the limits for a Class A digital device, pursuant to Part 15 of the FCC Rules. These limits are designed to provide reasonable protection against harmful interference when the equipment is operated in a commercial environment. This equipment generates, uses, and can radiate radio frequency energy and, if not installed and used in accordance with the instruction manual, may cause harmful interference to radio communications. Operation of this equipment in a residential area is likely to cause harmful interference in which case the user will be required to correct the interference at his own expense.

# Programming

## A. Entering the Programming Mode

- 1. Call into the **DVA-LPA** from another line and allow it to answer.
- 2. Enter a Touch Tone "\*" followed by the six digit security code (see section **B** right). **Note: The security code must be entered within 10 seconds of entering the "\*" or the DVA-LPA will hang up.**
- 3. A double beep will be heard, indicating that you have entered the programming mode. While in programming, if 20 seconds elapses without touch tones being entered, the **DVA-LPA** will beep three times and hang up. All valid Touch Tone commands in programming will be indicated with a double beep and all invalid programming commands are indicated with a triple beep.

## C. Recording the Message

The maximum record time for the **DVA-LPA** is 16 seconds. Follow steps 1 - 5 below to record the message.

- 1. Enter programming by following steps 1 - 3 in section **A** above.
- 2. Enter \*1. A beep will be heard indicating the **DVA-LPA** is recording.
- 3. Record your message.
- 4. Press any Touch Tone to stop recording. Message will play back automatically.
- 5. Review the message by entering \*3.

**Note: To re-record the message, follow steps 2 - 5 above.**

## B. Programming the Security Code

A six digit number is used to access the programming mode. The security code has been factory set to **845464** (V-I-K-I-L-N-G). It is recommended that you change the security code to your own 6 digit number as follows:

- 1. Access programming as shown in section **A** above.
- 2. Enter your new security code followed by **#47**.
- 3. To exit programming, enter \*4, or do NOT enter any touch tones for at least 20 seconds. **Note: The security code must be six digits in length and can NOT contain a \* or #.**

## D. Programming Features

	Enter Digits
Record the outgoing message .....	*1
Play back the message .....	*3
Stop recording/playback .....	any touch tone
Hang-up .....	*4
Message playback counter (01-99) (set to 01) .....	01 - 99 + #44
6 digit security code (set to 845464) .....	6 digits + #47

# Operation

When the **DVA-LPA** detects an incoming call, it will answer the line immediately and begin playing the pre-recorded message. When the message is finished, the **DVA-LPA** will pause, and repeat the message until the message playback counter is met or a CPC signal is detected on the incoming line. Anytime after the **DVA-LPA** has answered, if a \* is entered, the **DVA-LPA** will stop the message and monitor for the security code (see section **B**).

Due to the dynamic nature of the product design, the information contained in this document is subject to change without notice. Viking Electronics, and its affiliates and/or subsidiaries assume no responsibility for errors and omissions contained in this information. Revisions of this document or new editions of it may be issued to incorporate such changes.