

# VIKING PRODUCT MANUAL

COMMUNICATION &amp; SECURITY SOLUTIONS

## High Power Weather Resistant Paging Horn for Use with 8 Ohm or 25V / 70V Systems

The **300AE** paging horn provides a direct voice coil connection for use with 8 ohm paging systems such as Viking models **PA-2A**, **PA-15**, **HF-3W**, **DVA-2WA** and **M2W**. Even though its 30 watt rating is greater than these lower power paging amplifiers provide, the **300AE** is an excellent choice because it is more efficient than Viking's smaller **25AE** paging horn. In other words, the larger **300AE** only needs 1 watt of power to play as loud as 2 watts being driven into the smaller **25AE** paging horn.

The **300AE** paging horn also provides a built-in step-down transformer for use with 25V or 70V paging systems such as Viking models **PA-30** and **PA-60**. The transformer has a range of power taps that are selectable with a 6 position rotary switch, so that installers are able to independently adjust the volume of each paging horn. These higher voltage paging systems also have the advantage of being able to connect more speakers using lighter gauge wire runs and still have less volume lost in wire resistance.



The **300AE** weather resistant design allows for use in outdoor, factory, or warehouse environments. Its larger size and greater frequency response provide greater intelligibility of voice pages and is suitable for background music. The directional design allows the installer to focus the sound cone down aisles and toward work areas. The included mounting hardware provides full adjustment of horizontal and vertical positioning.

### Features

- Large 10 inch diameter horn
- 30 watt power handling
- Direct 8 ohm connection or step-down transformer connection
- Compatible with 25V or 70V paging systems
- Weather resistant rugged gray plastic housing
- Fully adjustable mounting hardware included
- Wide frequency response
- Greater intelligibility of voice pages
- Suitable for background music
- High efficiency

### Applications

- Commercial buildings, distribution centers, service/shop areas, gas stations, indoor/outdoor recreation and sports facilities, transport terminals, etc.
- Add additional speakers and coverage area to existing paging systems such as Viking models:
  - **PA-2A** (DOD# 485)
  - **PA-15** (DOD# 486)
  - **PA-30** (DOD# 489)
  - **PA-60** (DOD# 493)
  - **HF-3W** (DOD# 470)
  - **M2W** (DOD# 480)
- Add speakers to the **DVA-2WA** (DOD# 110)

### Specifications

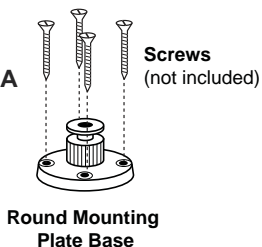
**Power Handling:** 30 Watts  
**Direct Impedance:** 8 Ohms  
**70V Taps:** 4W, 8W, 15W, and 30W  
**25V Taps:** .5W, 1W, 2W, 4W, 8W, and 15W  
**Viking Taps:** 1W, 2W, 4W, 8W, 15W, and 30W  
**Frequency Response:** 300 Hz to 9000 Hz  
**Sound Pressure Level:** 107dB 1W/1m, 117dB 30W/1m  
**Dimensions:** 254mm (10") diameter, 292mm (11.5") Long  
**Shipping Weight:** 2.1kg (4.6 lbs)

[www.vikingelectronics.com](http://www.vikingelectronics.com)  
**Information: (715) 386-8861**

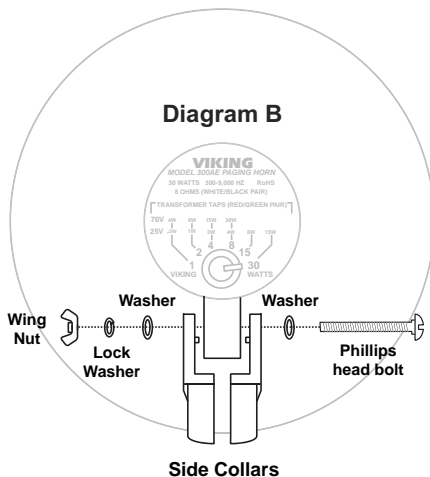
## Mounting

<b>Step 1.</b>	Attach the round mounting plate base to wall, ceiling, post, etc. with appropriate fasteners (not included) ( <b>Diagram A</b> ).
<b>Step 2.</b>	Loosely attach the two side collars to the paging horn using the Phillips head bolt, two washers, locking washer, and wing nut ( <b>Diagram B</b> ).
<b>Step 3.</b>	Slide this assembly onto the mounting plate base ( <b>Diagram C</b> ). Loosely secure with remaining carriage bolt, washer, locking washer, and wing nut ( <b>Diagram D</b> ).
<b>Step 4.</b>	With both wing nuts loose, rotate and angle the horn into position, then tighten both wing nuts to secure.

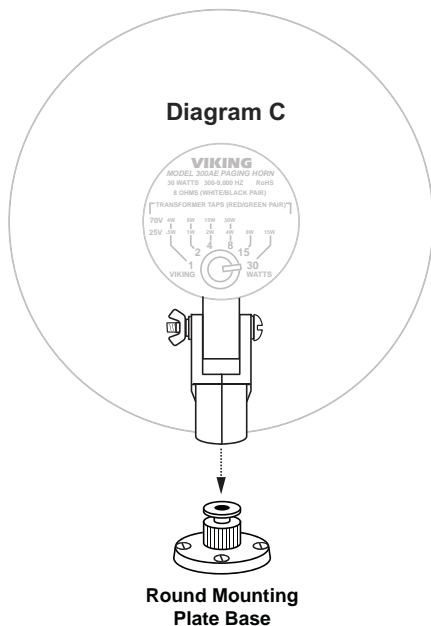
**Diagram A**



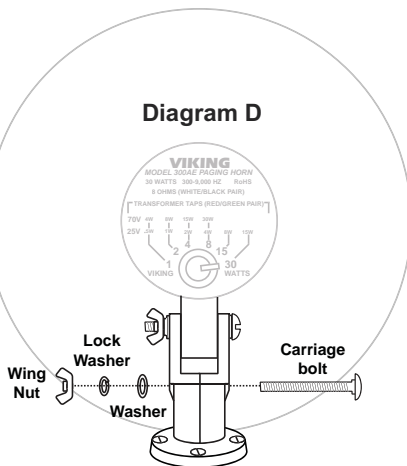
**Diagram B**



**Diagram C**



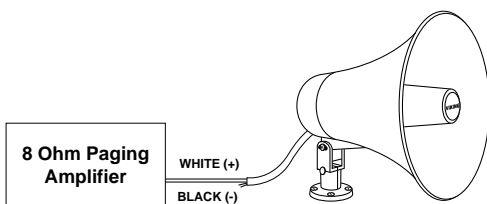
**Diagram D**



## Wiring

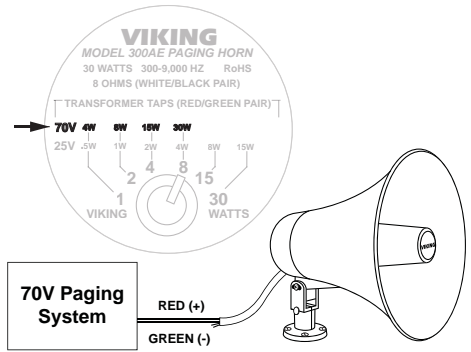
### A. Direct 8 Ohm Connection

<b>Step 1.</b>	Connect WHITE (+) and BLACK (-) wires to a paging system capable of driving 8 Ohm speakers.
<b>Step 2.</b>	Cut off or insulate the RED and GREEN wires so they do not touch each other or any other wires.



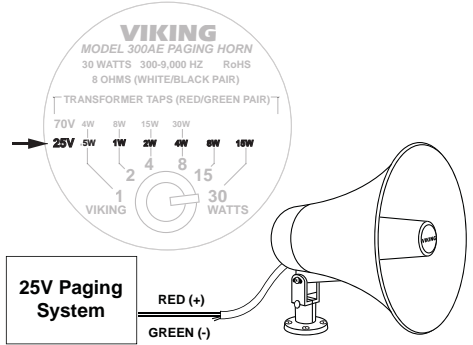
## B. 70V Paging System

<b>Step 1.</b>	Connect the RED (+) and GREEN (-) wires to the 70V output of a paging system.
<b>Step 2.</b>	Cut off or insulate the WHITE and BLACK wires so they do not touch each other or any other wires.
<b>Step 3.</b>	Use the 70V scale on the back of the 300AE Paging Horn to manage power and adjust the volume by turning the selection knob to the 4W, 8W, 15W or 30W setting.



## C. 25V Paging System

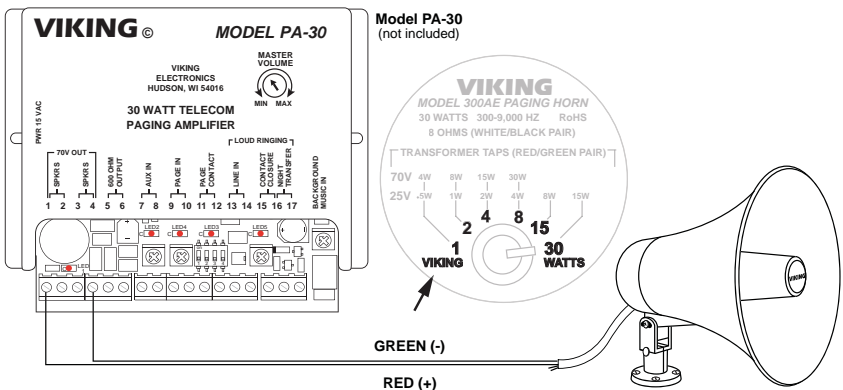
<b>Step 1.</b>	Connect the RED (+) and GREEN (-) wires to the 25V output of a paging system.
<b>Step 2.</b>	Cut off or insulate the WHITE and BLACK wires so they do not touch each other or any other wires.
<b>Step 3.</b>	Use the 25V scale on the back of the 300AE Paging Horn to manage power and adjust the volume by turning the selection knob to the .5W, 1W, 2W, 4W, 8W, or 15W setting.



## D. Use with Viking Model PA-30 or PA-60 Amplifiers

Viking models **PA-30 (DOD# 489)** and **PA-60 (DOD# 493)** have the ability to drive 25V and 70V paging speakers. This is achieved by bridging together two differential 8 ohm outputs to get a high voltage output (see **DOD# 489** and **493** for additional information). The achieved output voltage is actually between the 25V and 70V standards. Because of this, the **300AE** paging horn has a third scaling for the transformer tap selection knob called **"VIKING WATTS"** in which there are six settings ranging from 1W to 30W. Use this scale to manage power handling and adjust volume of each **300AE** paging horn. Best results are achieved if the power sum of all **300AE** speakers used does not excessively exceed the power output of the **PA-30** or **PA-60** amplifier.

<b>Step 1.</b>	Connect the RED (+) and GREEN (-) wires to the "70V OUT" screw terminals of the <b>PA-30</b> or <b>PA-60</b> .
<b>Step 2.</b>	Cut off or insulate the WHITE and BLACK wires so they do not touch each other or any other wires.
<b>Step 3.</b>	Use the "VIKING WATTS" scale on the back of the <b>300AE</b> Paging Horn to adjust the volume by turning the selection knob to the 1W, 2W, 4W, 8W, 15W, or 30W setting.



## Other Viking Speakers

### Cost Effective Speakers for Indoor and Outdoor Use



The 25AE, 30AE, 35AE, and 40AE paging speakers provide additional economical paging coverage to existing Viking paging units (PA-2A, PA-15, PA-30, PA-60, HF-3W, M2W) or to any system with an 8 ohm output. For more information on these speakers, see DOD# 498.

## Warranty

**IF YOU HAVE A PROBLEM WITH A VIKING PRODUCT, CONTACT: VIKING TECHNICAL SUPPORT AT (715) 386-8666**

Our Technical Support Department is available for assistance Monday 8am - 4pm and Tuesday through Friday 8am - 5pm central time. So that we can give you better service, before you call please:

1. Know the model number, the serial number and what software version you have (see serial label).
2. Have your Technical Practice in front of you.
3. It is best if you are on site.

#### RETURNING PRODUCT FOR REPAIR

The following procedure is for equipment that needs repair:

1. Customer must contact Viking's Technical Support Department at 715-386-8666 to obtain a Return Authorization (RA) number. The customer MUST have a complete description of the problem, with all pertinent information regarding the defect, such as options set, conditions, symptoms, methods to duplicate problem, frequency of failure, etc.
2. Packing: Return equipment in original box or in proper packing so that damage will not occur while in transit. Static sensitive equipment such as a circuit board should be in an anti-static bag, sandwiched between foam and individually boxed. All equipment should be wrapped to avoid packing material lodging in or sticking to the equipment. Include ALL parts of the equipment. C.O.D. or freight collect shipments cannot be accepted. Ship cartons prepaid to: **Viking Electronics, 1531 Industrial Street, Hudson, WI 54016**
3. Return shipping address: Be sure to include your return shipping address inside the box. We cannot ship to a PO Box.
4. RA number on carton: In large printing, write the R.A. number on the outside of each carton being returned.

#### RETURNING PRODUCT FOR EXCHANGE

The following procedure is for equipment that has failed out-of-box (within 10 days of purchase):

1. Customer must contact Viking's Technical Support at 715-386-8666 to determine possible causes for the problem. The customer MUST be able to step through recommended tests for diagnosis.
2. If the Technical Support Product Specialist determines that the equipment is defective based on the customer's input and troubleshooting, a Return Authorization (R.A.) number will be issued. This number is valid for fourteen (14) calendar days from the date of issue.
3. After obtaining the R.A. number, return the approved equipment to your distributor, referencing the R.A. number. Your distributor will then replace the product over Viking using the same R.A. number.
4. **The distributor will NOT exchange this product without first obtaining the R.A. number from you. If you haven't followed the steps listed in 1, 2 and 3, be aware that you will have to pay a restocking charge.**

#### LIMITED WARRANTY

Viking warrants its products to be free from defects in the workmanship or materials, under normal use and service, for a period of one year from the date of purchase from any authorized Viking distributor or 18 months from the date manufactured, which ever is greater. If at any time during the warranty period, the product is deemed defective or malfunctions, return the product to Viking Electronics, Inc., 1531 Industrial Street, Hudson, WI., 54016. Customer must contact Viking's Technical Support Department at 715-386-8666 to obtain a Return Authorization (R.A.) number.

This warranty does not cover any damage to the product due to lightning, over voltage, under voltage, accident, misuse, abuse, negligence or any damage caused by use of the product by the purchaser or others. This warranty does not cover non-EWP products that have been exposed to wet or corrosive environments.

**NO OTHER WARRANTIES.** VIKING MAKES NO WARRANTIES RELATING TO ITS PRODUCTS OTHER THAN AS DESCRIBED ABOVE AND DISCLAIMS ANY EXPRESS OR IMPLIED WARRANTIES OR MERCHANTABILITY OR FITNESS FOR ANY PARTICULAR PURPOSE.

**EXCLUSION OF CONSEQUENTIAL DAMAGES.** VIKING SHALL NOT, UNDER ANY CIRCUMSTANCES, BE LIABLE TO PURCHASER, OR ANY OTHER PARTY, FOR CONSEQUENTIAL, INCIDENTAL, SPECIAL OR EXEMPLARY DAMAGES ARISING OUT OF OR RELATED TO THE SALE OR USE OF THE PRODUCT SOLD HEREUNDER.

**EXCLUSIVE REMEDY AND LIMITATION OF LIABILITY.** WHETHER IN AN ACTION BASED ON CONTRACT, TORT (INCLUDING NEGLIGENCE OR STRICT LIABILITY) OR ANY OTHER LEGAL THEORY, ANY LIABILITY OF VIKING SHALL BE LIMITED TO REPAIR OR REPLACEMENT OF THE PRODUCT, OR AT VIKING'S OPTION, REFUND OF THE PURCHASE PRICE AS THE EXCLUSIVE REMEDY AND ANY LIABILITY OF VIKING SHALL BE SO LIMITED.

IT IS EXPRESSLY UNDERSTOOD AND AGREED THAT EACH AND EVERY PROVISION OF THIS AGREEMENT WHICH PROVIDES FOR DISCLAIMER OF WARRANTIES, EXCLUSION OF CONSEQUENTIAL DAMAGES, AND EXCLUSIVE REMEDY AND LIMITATION OF LIABILITY, ARE SEVERABLE FROM ANY OTHER PROVISION AND EACH PROVISION IS A SEPARABLE AND INDEPENDENT ELEMENT OF RISK ALLOCATION AND IS INTENDED TO BE ENFORCED AS SUCH.

**Product Support: (715) 386-8666**

Due to the dynamic nature of the product design, the information contained in this document is subject to change without notice. Viking Electronics, and its affiliates and/or subsidiaries assume no responsibility for errors and omissions contained in this information. Revisions of this document or new editions of it may be issued to incorporate such changes.