


6.2 mm×2.5 mm Side-operational Edge Mount

Light Touch Switches

Type: **EVQP4**



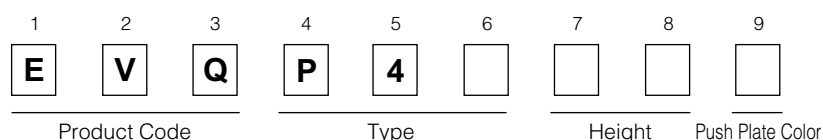
■ Features

- External dimensions : 6.2 mm×2.55 mm (Excluding the push plate), Height 3.5 mm (EVQP4 Type : Printed circuit board being as low as 1.35 mm)
- Side-operational middle stroke type (0.7 mm) with a high operating force (5.0 N)
- Improved soldering strength in the operating direction when mounted on PC board edge

■ Recommended Applications

- Operation switches for portable electronic equipment (Mobile phones, Digital still cameras, Camcorders, Portable audio players, etc.)
- Keyless entry (car electronics)
- Car audio equipment

■ Explanation of Part Numbers




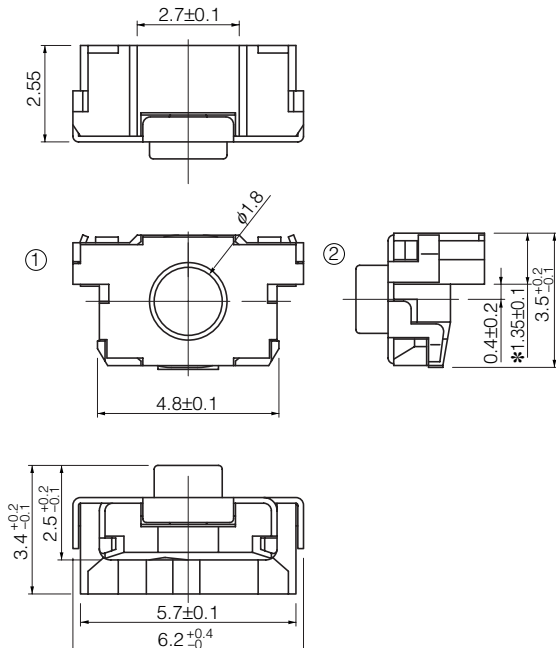
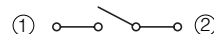
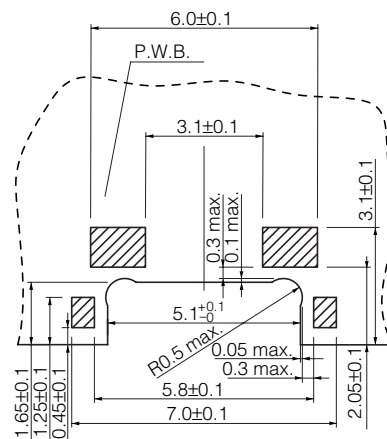

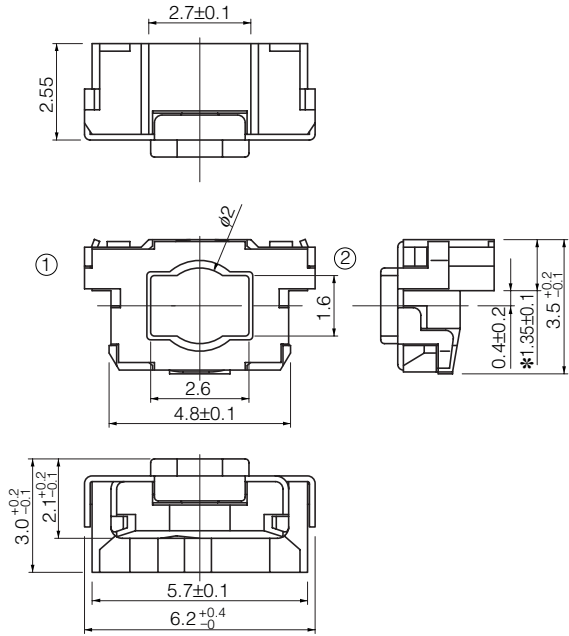
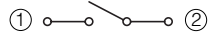
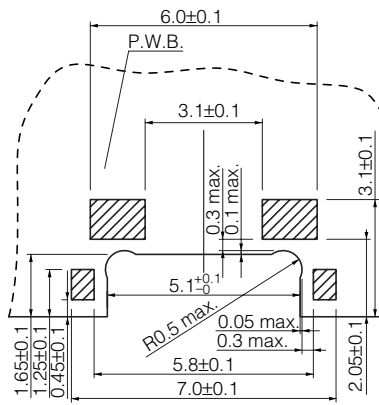
■ Specifications

Travel Type		Middle Push Travel	Short Push Travel
Type		Snap action / Push-on type SPST	
Electrical	Rating	10 μ A 2 Vdc to 20 mA 15 Vdc (Resistive load)	
	Contact Resistance	100 m Ω max.	
	Insulation Resistance	100 M Ω min. (at 100 Vdc)	
	Dielectric Withstanding Voltage	250 Vac (1 minute)	
	Bouncing	10 ms max. (ON, OFF)	
Mechanical	Operating Force	2.5 N, 3.5 N, 5.0 N	1.0 N, 1.6 N, 2.4 N, 3.5 N
	Travel	0.70 mm \pm 0.2 mm	0.25 mm $^{+0.05}_{-0.15}$ mm
	Push Strength	50 N (1 minute)	
Endurance	Operating Life	2.5 N:1000000 cycles min. 3.5 N: 500000 cycles min. 5.0 N: 200000 cycles min.	1.0 N, 1.6 N: 1000000 cycles min. 2.4 N: 500000 cycles min. 3.5 N: 200000 cycles min.
Operating Temperature		-40 $^{\circ}$ C to +85 $^{\circ}$ C	
Storage Temperature		-40 $^{\circ}$ C to +85 $^{\circ}$ C (Bulk) -20 $^{\circ}$ C to +60 $^{\circ}$ C (Taping)	
Minimum Quantity/Packing Unit		2500 pcs. Embossed Taping (Reel Pack)	
Quantity/Carton		12500 pcs.	

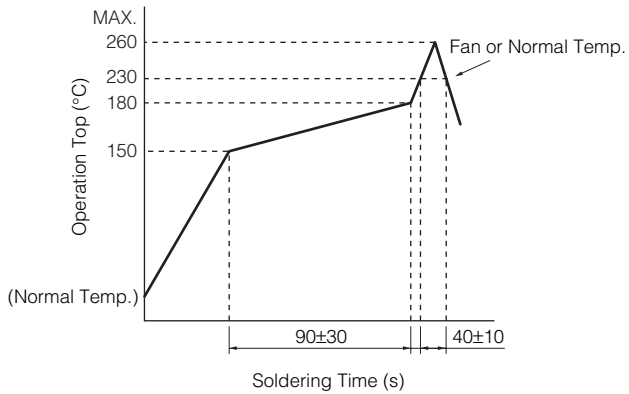
Design and specifications are each subject to change without notice. Ask factory for the current technical specifications before purchase and/or use.
Should a safety concern arise regarding this product, please be sure to contact us immediately.

00 Oct. 2012

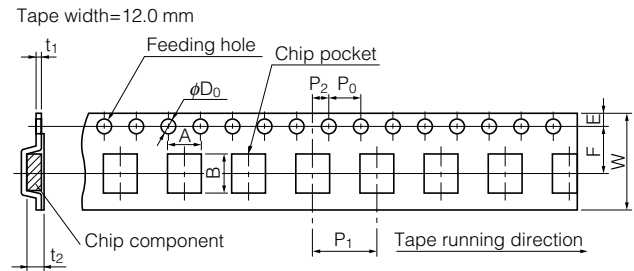
■ Dimensions in mm (not to scale)

No. 1				
EVQP4				
Middle push travel				
	  <p>Circuit diagram</p>  <p>PWB land pattern for reference</p>			
* Height from surface of PCB : 1.35 mm				
Part Numbers	Operating Force	Height	Push Plate Color	Operating Life
EVQP4HB3B	2.5 N	3.5 mm	Blue	1000000 cycles
EVQP4KB3Q	3.5 N	3.5 mm	Grey	500000 cycles
EVQP4MB3K	5.0 N	3.5 mm	Black	200000 cycles
No. 2				
EVQP4				
Short push travel				
	  <p>Circuit diagram</p>  <p>PWB land pattern for reference</p>			
* Height from surface of PCB : 1.35 mm				
Part Numbers	Operating Force	Height	Push Plate Color	Operating Life
EVQP40B3M	1.0 N	3.5 mm	Natural	1000000 cycles
EVQP42B3M	1.6 N	3.5 mm	Natural	1000000 cycles
EVQP44B3M	2.4 N	3.5 mm	Natural	500000 cycles
EVQP46B3M	3.5 N	3.5 mm	Natural	200000 cycles

■ Recommended Reflow Soldering Conditions



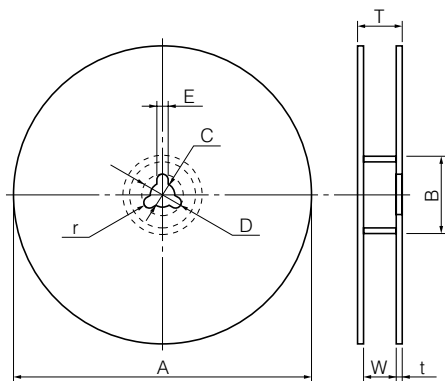
● Embossed Carrier Taping



Unit: mm

Part No.	Height	A	B	W	F	E	P_1	P_2	P_0	D_0 Dia.	t_1	t_2
EVQP4	3.5	6.5 ± 0.2	3.9 ± 0.2	12.0 ± 0.3	5.5 ± 0.1	1.75 ± 0.10	8.0 ± 0.1	2.0 ± 0.1	4.0 ± 0.1	$1.5^{+0.1}_{-0}$	0.4 ± 0.1	3.75 ± 0.20

● Standard Reel Dimensions in mm (not to scale)



Item	A	B	C	D	E
Rate (mm)	$\phi 370.0 \pm 2.0$	$\phi 50.0$ min.	$\phi 13.0 \pm 0.5$	$\phi 21.0 \pm 1.0$	2.0 ± 0.5

Item	W	T	t	r
Rate (mm)	14.0 ± 1.5	—	1.0 to 3.0	1.0 ± 0.5