

# ASR01-SERIES

DC-DC CONVERTER

-7VDC ~ -32VDC WIDE INPUT RANGE  
UP TO 15Watts



## FEATURES

- PIN-OUT COMPATIBLE WITH LM79XX LINEAR REGULATORS
- SMALL SIZE AND LOW PROFILE : 0.46 X 0.30 X 0.65 INCH
- LOW STANDBY POWER
- OVER-CURRENT PROTECTION
- SHORT CIRCUIT PROTECTION
- OVER-TEMPERATURE PROTECTION
- SAFETY MEETS UL60950-1, EN60950-1, & IEC60950-1
- CE MARKED
- COMPLIANT TO RoHS II & REACH

## APPLICATIONS

- WIRELESS NETWORK
- TELECOM/DATACOM
- INDUSTRY CONTROL SYSTEM
- DISTRIBUTED POWER ARCHITECTURES
- SEMICONDUCTOR EQUIPMENT

NON ISOLATION	LOW STANDBY POWER	OCP	SCP	OTP
---------------	-------------------	-----	-----	-----

## TECHNICAL SPECIFICATION

All specifications are typical at nominal input, full load and 25°C otherwise noted

Model Number	Input Range VDC	Output Voltage VDC	Output Current		Input Current @ No Load mA	Efficiency		Maximum Capacitor Load µF
			@Min.Load	@FullLoad		Min. Vin	Max. Vin	
			A	A		%	%	
ASR01-12S05	-7 ~ -32	-5	-0.1	-1	-3	91.5	84.5	1600
ASR01-12S5P2	-7 ~ -32	-5.2	-0.1	-1	-3	92.0	85.0	1600
ASR01-12S06	-8 ~ -32	-6	-0.1	-1	-3	92.5	86.5	1000
ASR01-12S08	-10.5 ~ -32	-8	-0.1	-1	-3	94.0	89.0	1000
ASR01-24S09	-11.5 ~ -32	-9	-0.1	-1	-3	94.5	90.5	1000
ASR01-24S12	-15 ~ -32	-12	-0.1	-1	-3	96.0	92.0	470
ASR01-24S15	-18 ~ -32	-15	-0.1	-1	-3	96.0	93.5	470

## PART NUMBER STRUCTURE

ASR01	-	12	S	05	-	A
Series Name		Input Voltage (VDC)	Output Quantity	Output Voltage (VDC)		Assembly Option
		12: -7 ~ -32	S: Single	05: -5		□: Standard
		-8 ~ -32		5P2: -5.2		A: Horizontal type
		-10.5 ~ -32		06: -6		
		24: -11.5 ~ -32		08: -8		
		-15 ~ -32		09: -9		
		-18 ~ -32		12: -12		
				15: -15		

## INPUT SPECIFICATIONS

Parameter	Conditions	Min.	Typ.	Max.	Unit
Operating input voltage range	ASR01-12S05	-7	-12	-32	VDC
	ASR01-12S5P2	-7	-12	-32	
	ASR01-12S06	-8	-12	-32	
	ASR01-12S08	-10.5	-12	-32	
	ASR01-24S09	-11.5	-24	-32	
	ASR01-24S12	-15	-24	-32	
	ASR01-24S15	-18	-24	-32	
Start up time	Constant resistive load Power up		15		ms
Rise time	Time for Vo to rise from 10% to 90% of Vo		10		ms
Input reflected ripple current	-12Vin(nom)		100		mAp-p
	-24Vin(nom)		100		
Maximum input current	Vin=Vin(min); Io=Io(max)			-1	A
Input filter			Capacitor type		

## OUTPUT SPECIFICATIONS

Parameter	Conditions	Min.	Typ.	Max.	Unit
Voltage accuracy		-2.0		+2.0	%
Line regulation	Low Line to High Line at Full Load	-1.0		+1.0	%
Load regulation	10% Full Load to Full Load	Standard type		+0.5	%
		Suffix-A		+0.6	
Ripple and noise	Measured by 20MHz bandwidth	-5Vout	50		mVp-p
		-5.2Vout	50		
		-6Vout	75		
		-8Vout	75		
		-9Vout	75		
		-12Vout	75		
		-15Vout	75		
Temperature coefficient		-0.015		+0.015	%/°C
Dynamic load response	50% load step change	Peak deviation	5		%Vo
		Recovery time	250		µs
Over load protection	% of Iout rated; Hiccup mode			-2.0	A
Short circuit protection			Continuous, automatic recovery		

## GENERAL SPECIFICATIONS

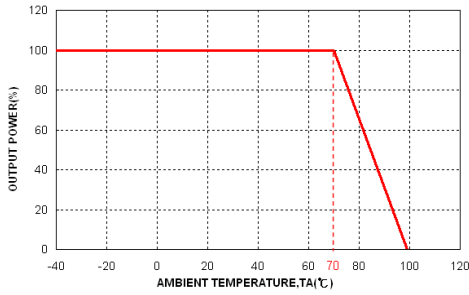
Parameter	Conditions	Min.	Typ.	Max.	Unit
Switching frequency	12S05,12S5P2	323	380	437	kHz
	Others	425	500	575	
Safety meets					UL60950-1 EN60950-1 IEC60950-1
Case material			Non-conductive black plastic		
Potting material			Silicone (UL94 V-0)		
Weight			3.1g(0.11oz)		
MTBF	MIL-HDBK-217F, Full load		8.475 x 10 <sup>6</sup> hrs		

## ENVIRONMENTAL SPECIFICATIONS

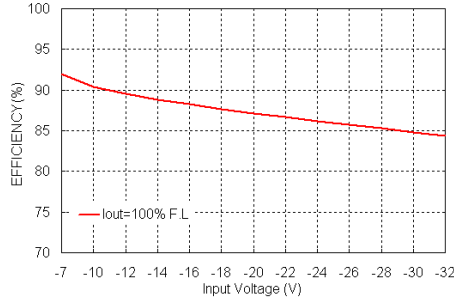
Parameter	Conditions	Min.	Typ.	Max.	Unit
Operating temperature range		-40		+85	°C
Over temperature protection	Internal IC junction		+165		°C
Storage temperature range		-55		+125	°C
Thermal shock					MIL-STD-810F
Vibration					MIL-STD-810F
Relative humidity					5% to 95% RH

**CAUTION:** This power module is not internally fused. An input line fuse must always be used.

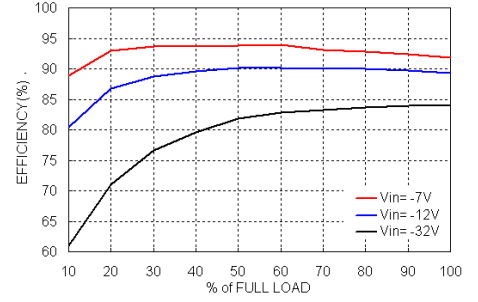
**CHARACTERISTIC CURVE**



ASR01-12S05 Derating Curve



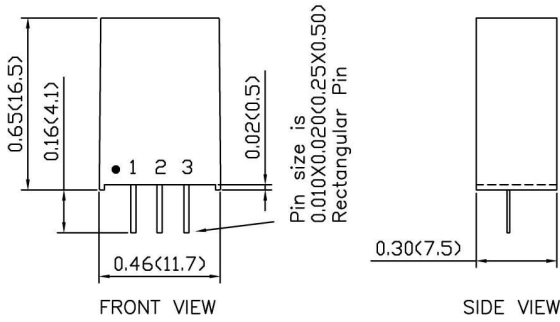
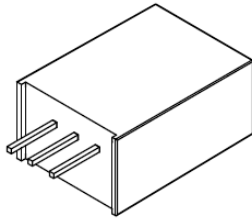
ASR01-12S05 Efficiency VS Input Voltage



ASR01-12S05 Efficiency VS Output Load

**MECHANICAL DRAWING FOR STARDANDS**

ASR01-□□S□□ Vertical SIP type



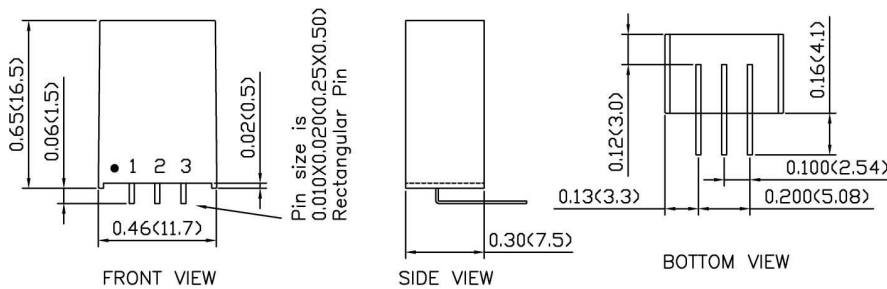
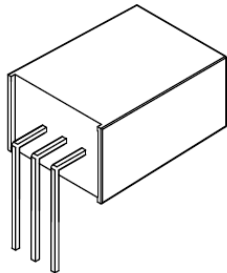
**PIN CONNECTION**

PIN	DEFINE
1	GND
2	-Vin
3	-Vout

- All dimensions in Inch (mm)  
Tolerance: X.XX±0.02 (X.X±0.5)  
X.XXX±0.01 (X.XX±0.25)
- Pin pitch tolerance ±0.01(0.25)
- Pin dimension tolerance ±0.004 (0.1)

**MECHANICAL DRAWING FOR SUFFIX-A**

ASR01-□□S□□-A Horizontal SIP type



**PIN CONNECTION**

PIN	DEFINE
1	GND
2	-Vin
3	-Vout

- All dimensions in Inch (mm)  
Tolerance: X.XX±0.02 (X.X±0.5)  
X.XXX±0.01 (X.XX±0.25)
- Pin pitch tolerance ±0.01(0.25)
- Pin dimension tolerance ±0.004 (0.1)