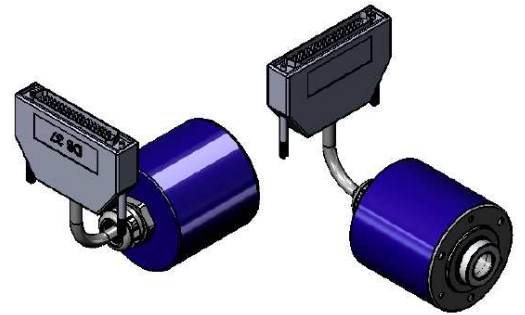
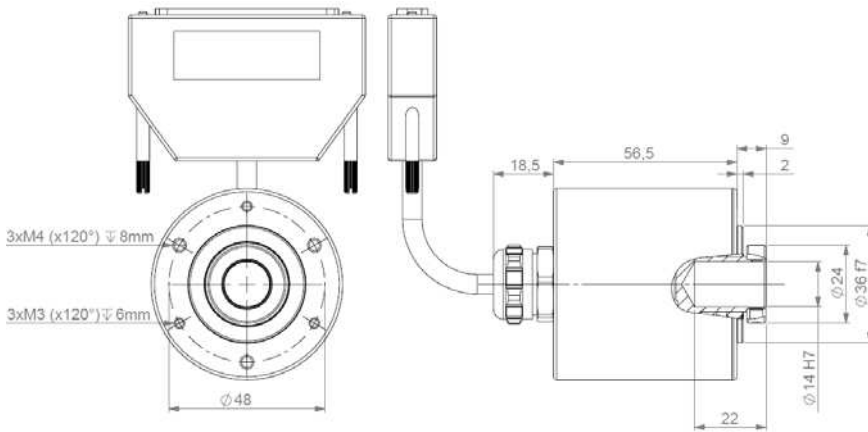


PARALLEL ABSOLUTE MULTITURN ENCODER - PUSH PULL - PHK5 RANGE

- Blind shaft $\varnothing 14$ mm, reduction hub available - 15mm option,
- Robustness and excellent resistance to shocks / vibrations,
- High protection level IP65,
- High performance in temperature -20°C to $+85^{\circ}\text{C}$,
- Parallel output - push pull electronic,
- Universal electronic circuits from 5 to 30Vdc,
- Protection against short-circuits and inversion of polarity,
- High resolutions available: 8192 (13 bits) per turn,
- Turn counting up to 65 536 (16 bits),
- Reset, Select, Latch, Direction functions,
- Option: push-button on the cover for an encoder reset to a value X.

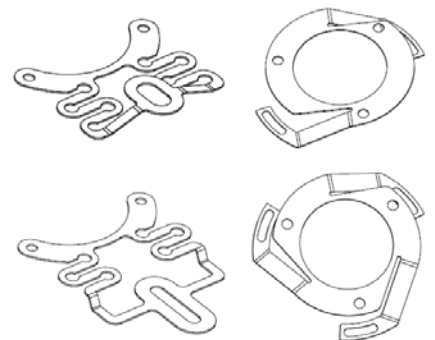


PHK5 PARALLEL DIMENSIONS



DAC SYSTEMS

To be ordered separately - several types available:

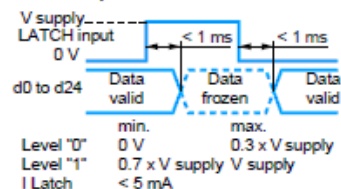


MECHANICAL CHARACTERISTICS

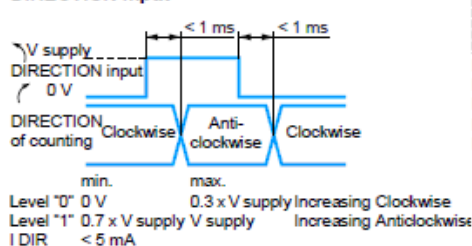
Material	Cover: steel	Vibration (EN60068-2-6)	$\leq 100\text{m.s}^{-2}$ (10 ... 2 000 Hz)
	Body: aluminium	EMC	EN 61000-6-4, EN 61000-6-2
	Shaft: stainless steel	Isolation	100V (1 min)
Bearings	6 803 serie	Weight	0,480 kg
Maximum load	Axial: 20 N	Operating temperature	$-20 \dots +85^{\circ}\text{C}$ (encoder ^{TP})
	Radial: 50 N	Storage temperature	$-20 \dots +85^{\circ}\text{C}$
Shaft inertia	$\leq 2,2 \cdot 10^{-6} \text{ kg} \cdot \text{m}^2$	Protection (EN 60529)	IP 65
Torque	$\leq 6 \cdot 10^{-3} \text{ N} \cdot \text{m}$	Torque (ring pressure screw)	nominal: 1.5N.m, break: 2.0N.m
Permissible max. speed	$6\,000 \text{ min}^{-1}$	Theoretical mechanical life time 10^9 turns (F_{axial} / F_{radial})	
Continuous max. speed	$6\,000 \text{ min}^{-1}$	10 N / 25 N	185
Shock (EN60068-2-27)	$\leq 500\text{m.s}^{-2}$ (during 6 ms)	20 N / 50N	24

SCHEMES

LATCH input

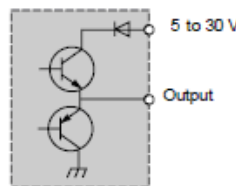


DIRECTION input



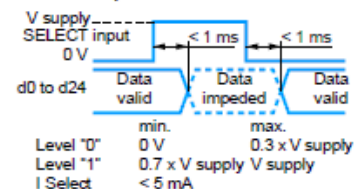
PUSH-PULL

Supply: 5 to 30 V
Max. ripple: 500 mV
Protection against reverse polarity
Max. no-load consumption: 100 mA (50 mA typical on 24 V)

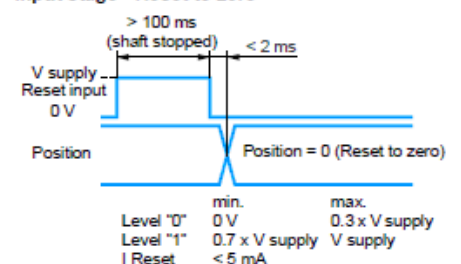


Max. current: 20 mA
Level "0" max.: 0.5 V
Level "1" min.: V supply - 2.5 V
Protection against short-circuits
NPNPNP compatible

SELECT input



Input stage - Reset to zero



PARALLEL ABSOLUTE MULTITURN ENCODER - PUSH PULL - PHK5 RANGE

ELECTRONIC

Power supply	5 – 30Vdc
Introduction	< 1 s
Cons. without load	< 100mA (typically 50-60mA at 24Vdc)
Position refresh	< 200µs

PARALLEL CONNECTION

1	GN green	Output Bit 0
2	YE yellow	Output Bit 1
3	GY grey	Output Bit 2
4	PK pink	Output Bit 3
5	BU blue	Output Bit 4
6	RD red	Output Bit 5
7	BK black	Output Bit 6
8	VT violet	Output Bit 7
9	WH/BN white/brown	Output Bit 8
10	WH/GN white/green	Output Bit 9
11	WH/YE white/yellow	Output Bit 10
12	WH/GY white/grey	Output Bit 11
13	WH/PK white/pink	Output Bit 12
14	WH/BU white/blue	Output Bit 13
15	WH/RD white/red	Output Bit 14
16	WH/BK white/black	Output Bit 15
17	BN/GN brown/green	Output Bit 16
18	BN/YE brown/yellow	Output Bit 17
19	BN/GY brown/grey	Output Bit 18

20	BN/PK brown/pink	Output Bit 19
21	BN/BU brown/blue	Output Bit 20
22	BN/RD brown/red	Output Bit 21
23	BN/BK brown/black	Output Bit 22
24	GN/GY green/grey	Output Bit 23
25	GN/PK green/pink	Output Bit 24
26	GN/BU green/blue	Reserved
27	GN/RD green/red	RESET
28	GN/BK green/black	SELECT
29	YE/GY yellow/grey	LATCH
30	YE/PK yellow/pink	DIRECTION
31	YE/BU yellow/blue	Reserved
32	YE/RD yellow/red	Reserved
33	NC	Reserved
34	YE/BK yellow/black	Reserved
35	RD/BK red/black	Reserved
36	BN brown	5 to 30Vdc
37	WH white	0 Vdc

SELECT

Active data output, pin SELECT at 0Vdc
Non active data output: pin select to +Vcc

LATCH

Active data: pin LATCH to 0Vdc
Data frozen: pin LATCH to +Vcc

DIRECTION, LATCH, RAX and SELECT inputs have to be connected to 0Vdc or +Vcc (LATCH, SELECT and RAX at 0V if not used)
Reserved: Do not connect!

Example of pin assignment for configuration 10x7 bits: data available on pin 1 to 17 - Max: 25 bits (Resolution + Number of turns)

DIRECTION

Increasing code clockwise: pin DIRECTION at 0Vdc
Increasing code counterclockwise: Pin DIRECTION at +Vcc

RAX (PULSE to X):

For an electrical RAX (or push-button option): pin RAX to +Vcc during minimum 100ms.

ORDERING REFERENCE (Contact the factory for special versions, ex: special flanges, connections, electronics...)

	Shaft Ø	Supply	Output stage	Code	Resolution	Number of turns	Connection	Orientation
PHK5	14 : 14mm Reduction hub available 15 : 15mm option	P : 5 to 30Vdc	S5 : parallel push-pull output	G : Gray B : Binary	13 : Standard 13 bits Nota: Available from 0 to 13 bits	B12 : Standard 12 bits Nota: Available from 0 to 16 bits Max: 25 bits (Resolution + Number of turns)	S3 : Cable + SUBD37 pin outputs output	A010 : Axial 1m cable
PHK5_	14 //	P	S5	G //	13	B12 //	S3	A010

Made in France