

DAV-3 SERIES, 3WATT, REGULATED WITH 2:1 INPUT RANGE

FEATURES:

- ✓ 3 years warranty
- ✓ 1500Vdc isolation voltage
- ✓ Wide (2:1) input voltage range
- ✓ Regulated single and dual output models
- ✓ Operating temperature range -40°C to +85°C
- ✓ Continuous short circuit protection



Model	Input voltage (Vdc)	Output voltage (Vdc)	Output current (mA)		Efficiency Typ.
			Min.	Max.	
DAV3-0511	5(4.5~9)	5	30	600	80%
DAV3-0512		9	25	333	80%
DAV3-0513		12	25	250	80%
DAV3-0514		15	20	200	80%
DAV3-0515		24	12.5	125	80%
DAV3-0521		±5	25	300	80%
DAV3-0522		±9	16.7	167	80%
DAV3-0523		±12	12.5	125	80%
DAV3-0524		±15	10	100	80%
DAV3-1211		12(9~18)	5	30	600
DAV3-1212	9		25	333	80%
DAV3-1213	12		25	250	80%
DAV3-1214	15		20	200	80%
DAV3-1215	24		12.5	125	80%
DAV3-1221	±5		25	300	80%
DAV3-1222	±9		16.7	167	80%
DAV3-1223	±12		12.5	125	80%
DAV3-1224	±15		10	100	80%
DAV3-2411	24(18~36)		5	30	600
DAV3-2412		9	25	333	80%
DAV3-2413		12	25	250	80%
DAV3-2414		15	20	200	80%
DAV3-2415		24	12.5	125	80%
DAV3-2421		±5	25	300	80%
DAV3-2422		±9	16.7	167	80%
DAV3-2423		±12	12.5	125	80%
DAV3-2424		±15	10	100	80%

Notes: other input and output models may available on request.

DAV-3 SERIES, 3WATT, REGULATED WITH 2:1 INPUT RANGE

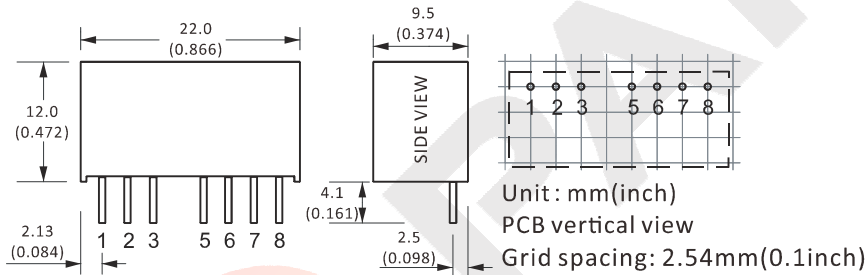
ELECTRICAL

Line regulation	---	±0.2%
Load regulation	10% ~ 100% full load	±0.5%
Ripple and noise	---	100mVp-p max.
Isolation voltage	---	1500Vdc
Short circuit protection	---	Continuous short circuit protection
Operating temperature range	---	-40°C to +85°C
MTBF	---	1x10 ⁶ Hrs

Notes: All the data in this article are under test with "TA+25°C, humidity<75%, rated input and rated load" mode.

MECHANICAL

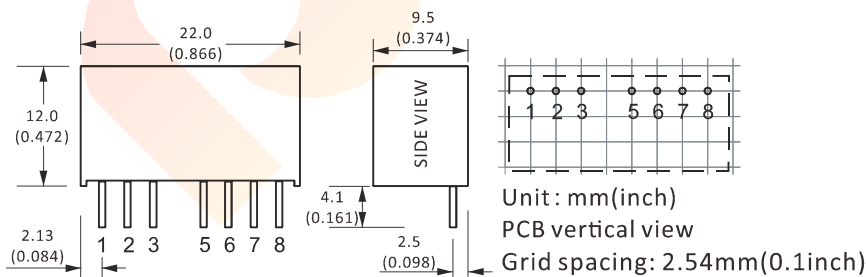
Single output



CONNECTION

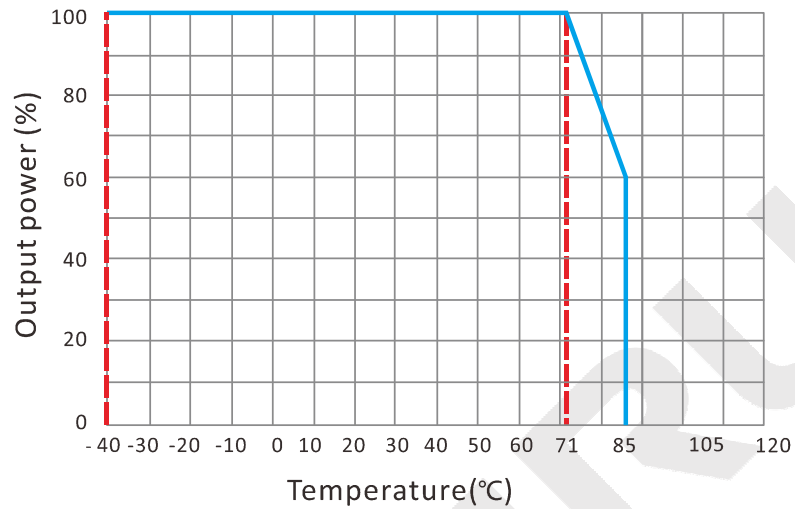
PIN #	SINGLE	DUAL
1	GND	GND
2	+Vin	+Vin
3	CTRL	CTRL
5	NC	NC
6	+Vo	+Vo
7	-Vo	COM
8	CS	-Vo

Dual output



Note:

* Unit is mm(inch).

DAV-3 SERIES, 3WATT, REGULATED WITH 2:1 INPUT RANGE
TEMPERATURE PROFILE

CAPACITIVE LOADS SELECTION

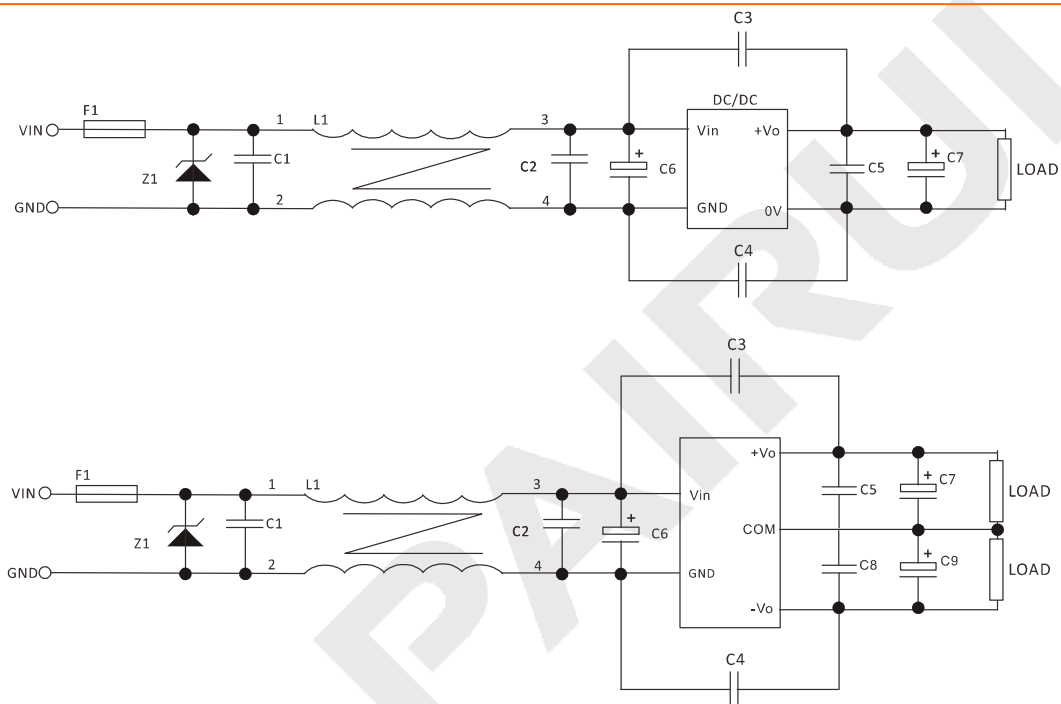
Vin (Vdc)	Cin (μF)	Single Output Voltage (Vdc)	Cout (μF)	Dual Output Voltage (Vdc)	Cout (μF)
5	4.7-100	5	560	±5	270
12	4.7-100	9	470	±9	220
24	4.7-100	12	470	±12	220
-	-	15/24	330	±15/±24	150/100

DAV-3 SERIES, 3WATT, REGULATED WITH 2:1 INPUT RANGE

NOTES

RECOMMENDED TEST AND APPLICATION CIRCUIT

In order to ensure the efficiency and dependability of the module, the minimum specified load must be less than 10% of rated load. If the output power is low, we recommend to add an external 10% loading resistor in parallel.



FUSE: depends on the actual input current;

TVS: depends on the actual input voltage;

Recommended capacitor: C1, C2, C5, C8, about 0.1uF; for C6,C7,C9, please check the capacitive load; C3,C4: 2KV/1nF.