

DAE-2F SERIES, 2WATT, 3KVDC, UNREGULATED

FEATURES:

- ✓ 3 years warranty
- ✓ 3000Vdc isolation voltage
- ✓ Single and dual output models
- ✓ Operating temperature range -40°C to +85°C



Model	Input voltage (Vdc)	Output voltage (Vdc)	Output current (mA)		Efficiency Typ.
			Min.	Max.	
DAE2-0511F	5(4.5~5.5)	5	40	400	80%
DAE2-0512F		9	22	220	80%
DAE2-0513F		12	16.6	166	80%
DAE2-0514F		15	13.6	136	80%
DAE2-0515F		24	8.4	84	80%
DAE2-0521F		±5	20	200	80%
DAE2-0522F		±9	11	110	80%
DAE2-0523F		±12	8	80	80%
DAE2-0524F		±15	6.8	68	80%
DAE2-0525F		±24	4.2	42	80%
DAE2-1211F		12(10.8~13.2)	5	40	400
DAE2-1212F	9		22	220	80%
DAE2-1213F	12		16.6	166	80%
DAE2-1214F	15		13.6	136	80%
DAE2-1215F	24		8.4	84	80%
DAE2-1221F	±5		20	200	80%
DAE2-1222F	±9		11	110	80%
DAE2-1223F	±12		8	80	80%
DAE2-1224F	±15		6.8	68	80%
DAE2-1225F	±24		4.2	42	80%
DAE2-2411F	24(21.6~26.4)		5	40	400
DAE2-2412F		9	22	220	80%
DAE2-2413F		12	16.6	166	80%
DAE2-2414F		15	13.6	136	80%
DAE2-2415F		24	8.4	84	80%
DAE2-2421F		±5	20	200	80%
DAE2-2422F		±9	11	110	80%
DAE2-2423F		±12	8	80	80%

DAE-2F SERIES, 2WATT, 3KVDC, UNREGULATED

Model	Input voltage (Vdc)	Output voltage (Vdc)	Output current (mA)		Efficiency Typ.
			Min.	Max.	
DAE2-2424F	24(21.6~26.4)	±15	6.8	68	80%
DAE2-2425F		±24	4.2	42	80%

Notes: other input and output models may available on request.

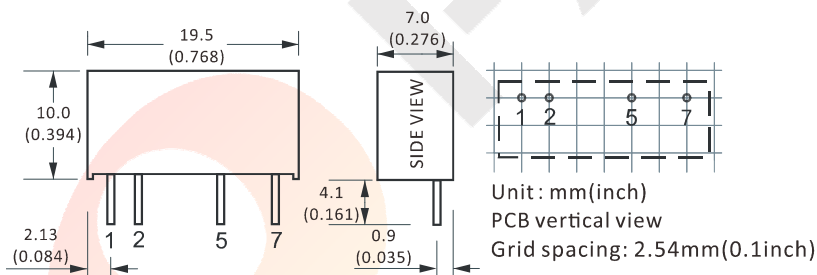
ELECTRICAL

Line regulation	---	±1.2%
Load regulation	10% ~ 100% full load	15% max.
Ripple and noise	---	100mVp-p max.
Isolation voltage	---	3000Vdc
Operating temperature range	---	-40°C to +85°C
MTBF	---	3.5x10 ⁵ Hrs

Notes: All the data in this article are under test with "TA+25°C, humidity<75%, rated input and rated load mode.

MECHANICAL

Single output



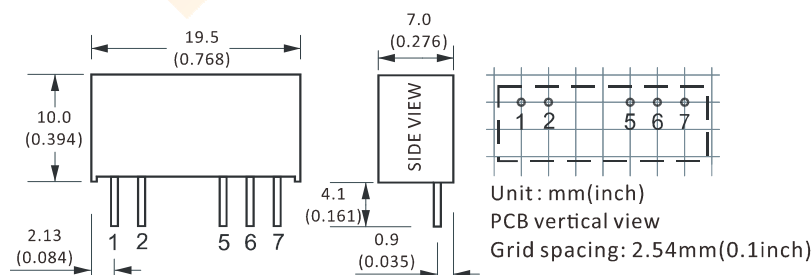
CONNECTION

PIN #	SINGLE	DUAL
1	+Vin	+Vin
2	GND	GND
5	-Vo	-Vo
6	No Pin	COM
7	+Vo	+Vo

Note:

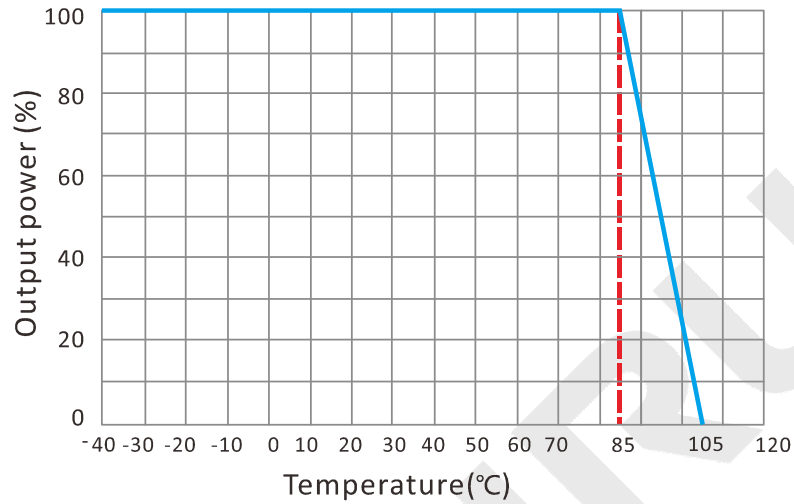
* Unit is mm(inch).

Dual output



DAE-2F SERIES, 2WATT, 3KVDC, UNREGULATED

TEMPERATURE PROFILE



CAPACITIVE LOADS SELECTION

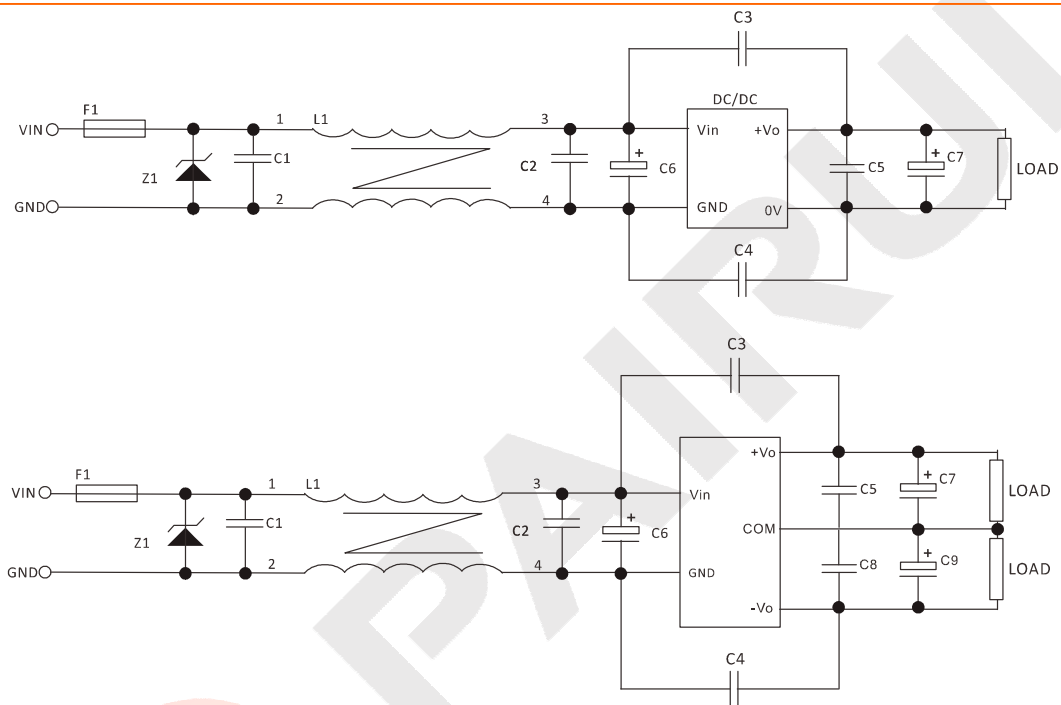
Vin (Vdc)	Cin (μF)	Single Output Voltage (Vdc)	Cout (μF)	Dual Output Voltage (Vdc)	Cout (μF)
5	4.7	5	10	±5	4.7
12	2.2	9	4.7	±9	2.2
24	1	12	2.2	±12	1
-	-	15/24	1	±15	4.7

DAE-2F SERIES, 2WATT, 3KVDC, UNREGULATED

NOTES

RECOMMENDED TEST AND APPLICATION CIRCUIT

In order to ensure the efficiency and dependability of the module, the minimum specified load must be less than 10% of rated load. If the output power is low, we recommend to add an external 10% loading resistor in parallel.



FUSE: depends on the actual input current;

TVS: depends on the actual input voltage;

Recommended capacitor: C1, C2, C5, C8, about 0.1uF; for C6, C7, C9, please check the capacitive load; C3, C4: 2KV/1nF.