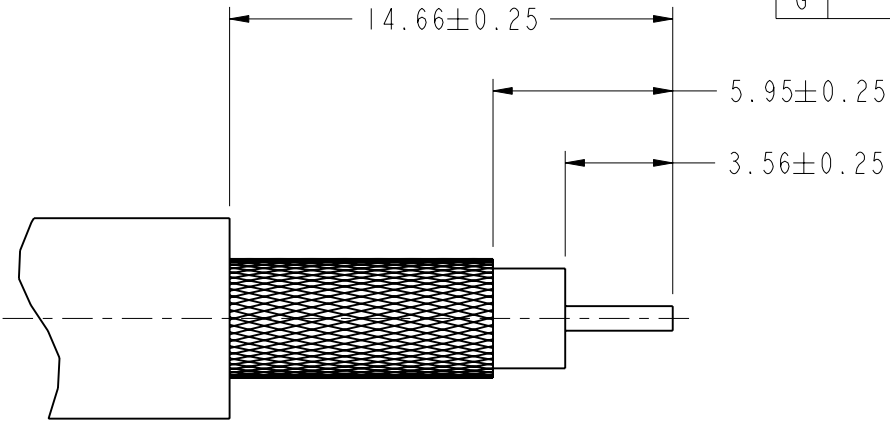


- NOTES:
- MATERIALS AND FINISHES:
BODY - BRASS, NICKEL PLATING.
CONTACT - BRASS, GOLD PLATING.
INSULATOR - PTFE, NATURAL
 - ELECTRICAL:
A. IMPEDANCE: 75 OHM
B. DIELECTRIC WITHSTANDING VOLTAGE: 1500 VRMS, MIN.
 - MECHANICAL:
A. DURABILITY: 500 CYCLES MIN.
B. TEMPERATURE RANGE: -65° C TO +165° C
 - WHEN CRIMPING CONTACT PIN TO CABLE, CRIMP WITH AMPHENOL TOOL 227-944 (M22520/5-01) AND DIE SET 227-980-1, CAVITY 'B' (OR CTL-6, .052 DIAMOND; OR CTL-8, .052 DIAMOND)
 - WHEN CRIMPING FERRULE TO CABLE, CRIMP WITH AMPHENOL TOOL 227-944 (M22520/5-01) AND DIE SET 227-980-1, CAVITY 'A' (OR CTL-6, .255 HEX; OR CTL-8, .255 HEX)
 - USE WITH CABLE: RG59, BELDEN 8221, 8241, 8241A, 8241F, 8263, 8279, 8279A, 9209, 9209A AND 9244.

THIRD ANGLE PROJ.

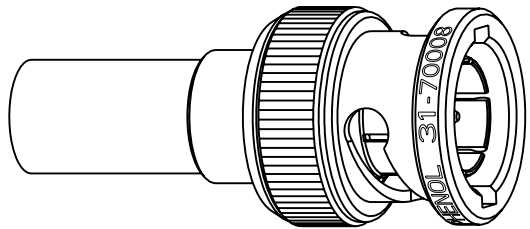
REVISIONS

REV	DESCRIPTION	DATE	ECO	APPR
B	ROLLING WAS STAKE\RD-DA05091401J	14-Sep-05		JACK
BI	ADDED A SLOT\N/A	17-Jan-06		JUSTIN
C	SEE SHEET I	14-Sep-06		SH
G	SEE SHEET I	11-Mar-10	47700	SH

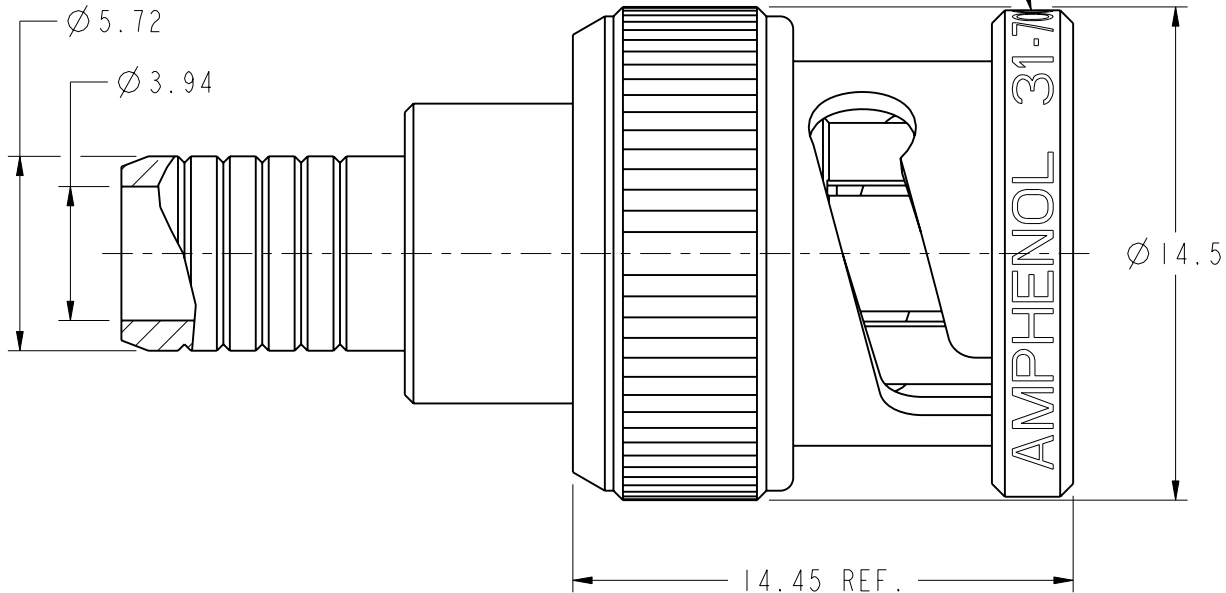
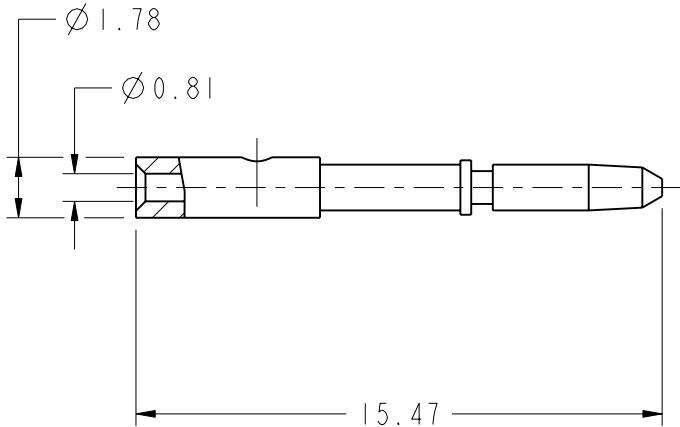
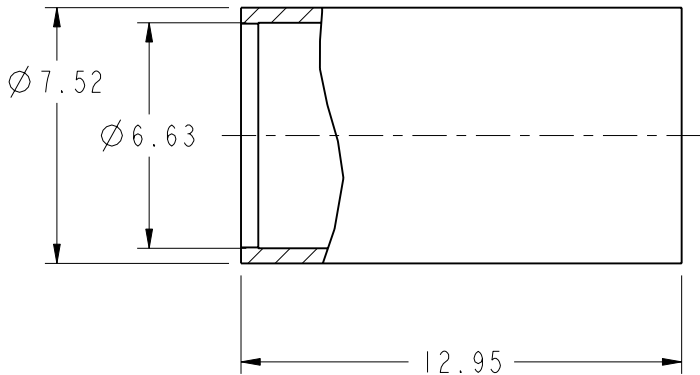


SCALE 4.000

RECOMMENDED CABLE
STRIPPING DIMENSIONS



SCALE 2.000



CUSTOMER OUTLINE DRAWING

ALL OTHER SHEETS ARE FOR INTERNAL USE ONLY

UNLESS OTHERWISE SPECIFIED, DIMENSIONS ARE IN METRIC AND TOLERANCES ARE:
<0.5mm ± 0.05mm 0.5 - 6mm ± 0.1mm 6 - 30mm ± 0.2mm 30 - 120mm ± 0.3mm ANGLES ± 1°

NOTICE - These drawings, specifications, or other data (1) are, and remain the property of Amphenol corp. (2) must be returned upon request; and (3) are confidential and not to be disclosed to any person other than those to whom they are given by Amphenol Corp. the furnishing of these drawings, specifications, or other data by Amphenol Corp., or to any other person to anyone for any purpose is not to be regarded by implicatioin or otherwise in any manner licensing, granting rights to permitting such holder or any other sperson to manufacture, use or sell any product, process or design, patented or otherwsie, that may in any way be related to or disclosed by said drawings, specifications, or other data.

MATERIAL

DRAWN
T. DENG

DATE
22-Jan-10

ENGINEER
D. ROYCE

DATE
6/10/85

REFERENCE

APPROVED
S. HSIEH

DATE
22-Jan-10

CAD FILE

I:/BNC/31-70008

TITLE

BNC PLUG (75 OHM)
FOR RG-59/U TYPE
CABLE

SCALE: 4.5:1.0

SHEET 2 OF 2

DWG SIZE

B

REV

G

Amphenol RF

Danbury CT USA, Tainan, Taiwan, Shenzhen, China
www.amphenolrf.com

DRAWING NO. 31-70008

ITEM NO. 31-70008

PART NO. 31-70008