

- NOTES:
1. MATERIALS AND FINISHES:
BODY: BRASS, GOLD PLATING
CONTACT: BERYLLIUM COPPER, GOLD PLATING.
INSULATOR: PTFE

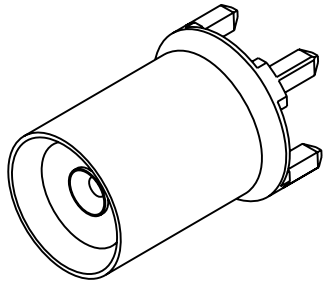
2. PHYSICAL:
A. OPERATING TEMPERATURE: -65°C to +165°C
B. DURABILITY: 100 MATING CYCLES MINIMUM
C. INTERFACE: PROPRIETARY AFI INTERFACE

3. ELECTRICAL:
A. IMPEDANCE: 50 OHMS, NOMINAL
B. FREQUENCY RANGE: 0 TO 6 GHz
C. VSWR: 1.10 + 0.06 x F (GHz) MAX, FROM 0 TO 3 GHz
0.56 + 0.24 x F (GHz) MAX, FROM 3 TO 6 GHz
D. SEE 349-50861 FOR RECOMMENDED LAUNCH

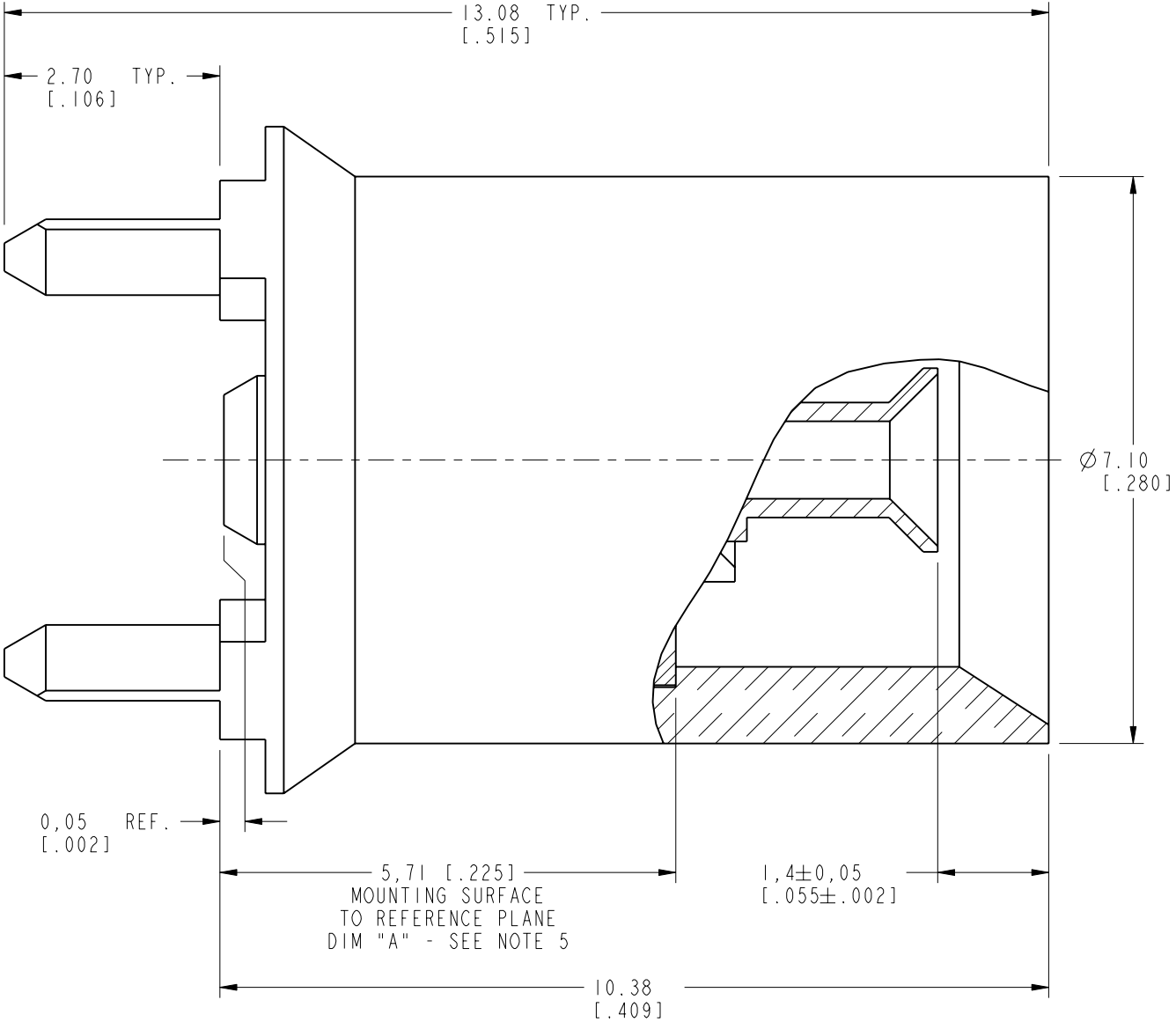
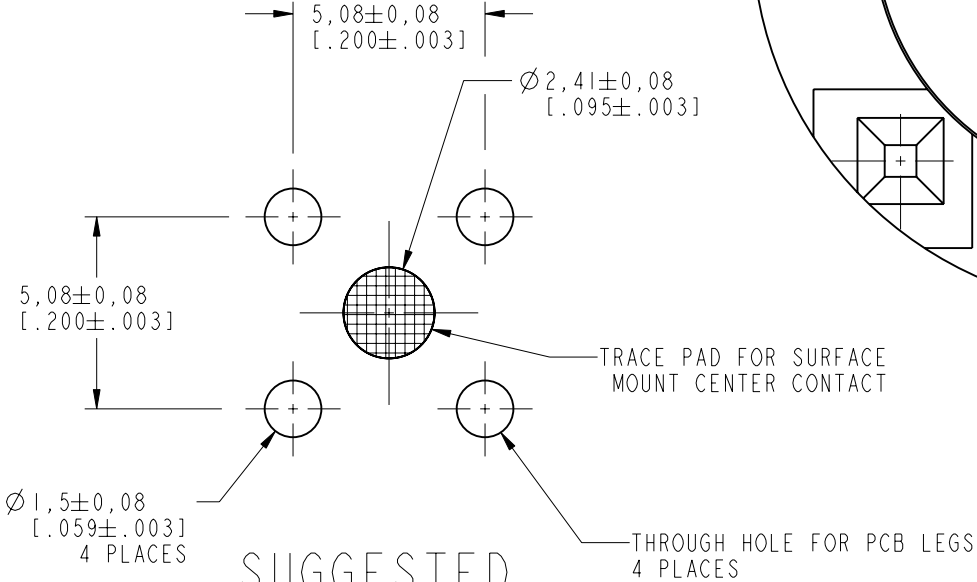
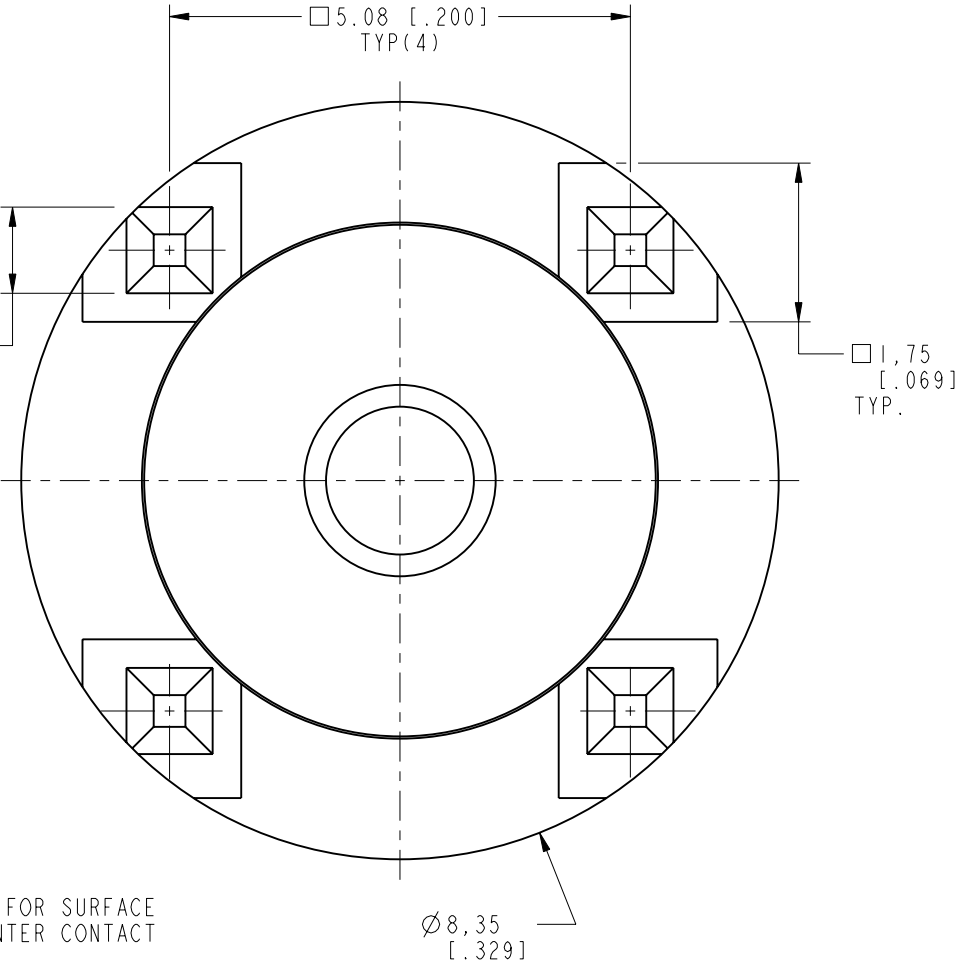
4. PACKAGING:
A. SINGLE PACK IN BAG.
B. MARK BAG OR TAG: AMPHENOL RF
920-251J-51P
DATE CODE (YYWW)

5. ADD DIM "B" FROM PLUG AND DIM "A" FROM JACK
OF TWO MATING CONNECTORS TO FIND THE
NOMINAL BOARD-TO-BOARD SPACING.
AXIAL FLOAT IS ± 0.50 [0.020"]
RADIAL FLOAT IS ± 0.38 [0.015"]

THIRD ANGLE PROJ.		REVISIONS			
REV	DESCRIPTION	DATE	ECO	APPR	
A	RELEASE TO MFG.	25-Apr-14	49535	JC	



SCALE 3.000



CUSTOMER OUTLINE DRAWING
ALL OTHER SHEETS ARE FOR INTERNAL USE ONLY

UNLESS OTHERWISE SPECIFIED, DIMENSIONS ARE IN METRIC AND TOLERANCES ARE: <0.5mm 0.5 - 6mm 6 - 30mm 30 - 120mm ANGLES ± 0.05mm ±0.1mm ±0.2mm ± 0.3mm ±1° NOTICE - These drawings, specifications, or other data (1) are, and remain the property of Amphenol corp. (2) must be returned upon request; and (3) are confidential and not to be disclosed to any person other than those to whom they are given by Amphenol Corp. the furnishing of these drawings, specifications, or other data by Amphenol Corp., or to any other person to anyone for any purpose is not to be regarded by implication or otherwise in any manner licensing, granting rights to permitting such holder or any other person to manufacture, use or sell any product, process or design, patented or otherwise, that may in any way be related to or disclosed by said drawings, specifications, or other data.	MATERIAL	DRAWN	DATE	TITLE		Amphenol RF www.amphenolrf.com	
	SEE NOTES	JEKY.C	25-Apr-14				
		ENGINEER	DATE				
		T. SMITH	20-Aug-12				
		APPROVED	DATE				
	REFERENCE			SCALE: 12.0:1.0		DRAWING NO.920-251J-51P	
	EAR # 3289	S.HSIEH	12-May-14	SHEET 2 OF 2			ITEM NO.920-251J-51P
	CONFIGURATION LEVEL: □□□	CAD FILE		DWG SIZE			
	FINISH			B		REV	
						A	