| REV. | DATE | DESCRIPTION |
|---|---|---|
| A | 05/29/03 | UPDATE DRAWING FORMAT |
| B | 08/13/07 | REVISE PART ORIENTATION |

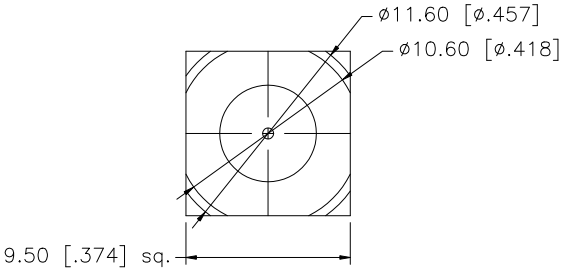


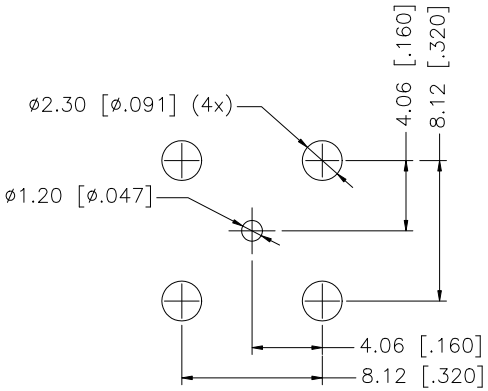


PCB MOUNTING PATTERN

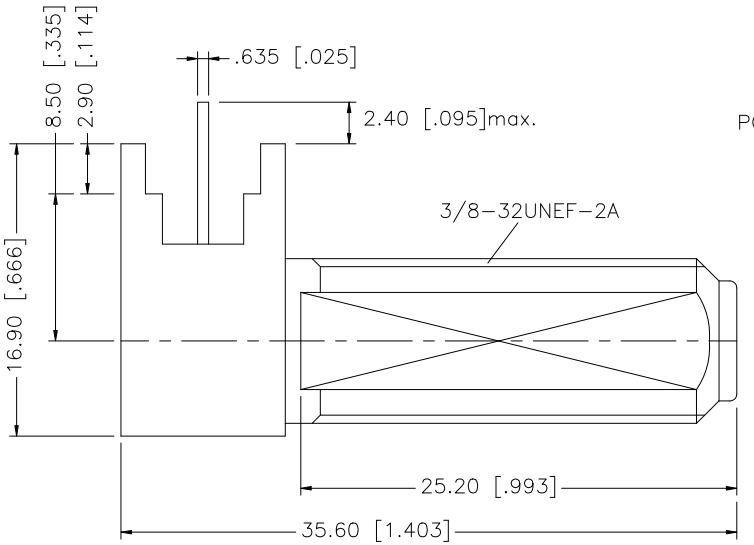


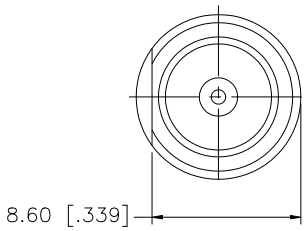


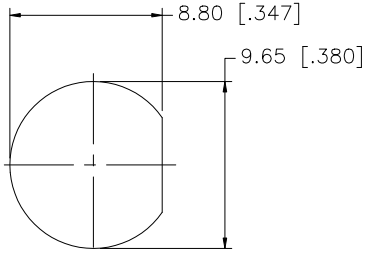


PANEL CUTOUT

NOTE:
1. REF: HUGHS 1016844-0001
2. BER. COPPER PLATING PER QQ-C-530

| | DESCRIPTION | MATERIAL | FINISH | QTY |
|---|---|---|---|---|
| 8 | | | | |
| 7 | | | | |
| 6 | | | | |
| 5 | INSULATOR | DELRIN | NATURAL | 1 |
| 4 | INSULATOR | POLY PRO | NATURAL | 1 |
| 3 | CONTACT PIN | BER. COPPER | BRT. TIN | 1 |
| 2 | CONTACT PIN | BRASS | BRT. TIN | 1 |
| 1 | BODY | BRASS | NICKEL | 1 |

UNLESS OTHERWISE SPECIFIED DIMENSIONS ARE IN MILLIMETERS. DIMENSIONS IN [ ] ARE IN INCHES AND FOR CUSTOMER REFERANCE ONLY.

UNLESS OTHERWISE SPECIFIED TOLERANCES FOR MILLIMETERS ARE:
0.5 – 8mm ± 0.20mm
8 – 30mm ± 0.40mm
30 – 120mm ± 0.50mm

UNLESS OTHERWISE SPECIFIED TOLERANCES FOR INCHES ARE:
.020 – .315 = ± 0.007"
.315 – 1.180 = ± 0.015"
1.180 – 4.724 = ± 0.020"

DO NOT SCALE DRAWING

| APPROVALS | | DATE |
|---|---|---|
| DRAWN | G.R.S. | 08/13/07 |
| CHECKED | | |
| ISSUED | | |
| SHEET | 1 OF 1 | |
| | | |

CAD FILE C:/222/222128-10.DWG

Amphenol Connex

PART DESCRIPTION: F SERIES R/A PCS RECEPTACLE

PART NO. 222128-10

DWG. NO. 222128-10.DWG | REV. B | SIZE A | SCALE NA