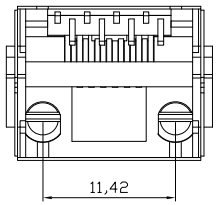

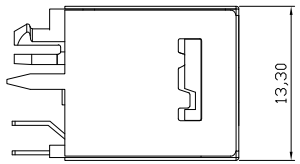

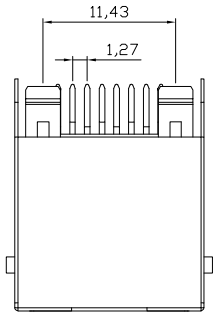

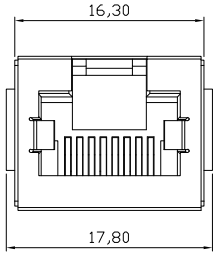

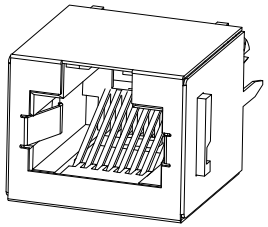

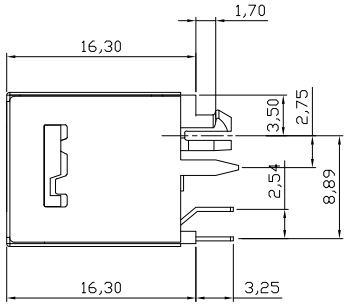

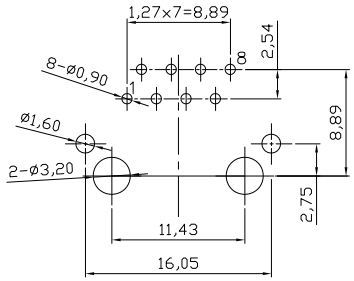

PC Board Layout
Component Side Shown

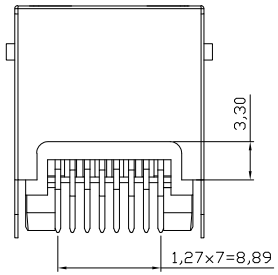

NOTES:
Mechanical:
1. Housing material : High Temp. UL94V-0 ,
Color: Black
2. Contact material: Phosphor Bronze t=0.35mm
3. Contact plating: Contact area---Selective gold plating
Tails---Tin plated all over 50u" Nickel
4. Shell material: Copper Alloy
5. Shell plating: Nickel plated
6. PCB Retention Pre-solder: 1 LB min.
7. PCB Retention Post-solder: 10 LBS min.

Electrical:
1. Voltage Rating: 125VAC.
2. Current Rating: 1.5AMP.
3. Contact Resistance: 35mΩ max.
4. Insulation Resistance: 1000MΩ min. @ 500 VDC
5. Dielectric Strength: 1000 VAC 60Hz, 1 min.
6. Operation: 750 cycles min.

Environmental:
1. Storage: -40°C To +85°C
2. Operation: -40°C~+85°C
3. Wave Soldering Temperature: 255~265°C(5-10S)

Packing: Tray

Order code: A-2014-2-X-LP/FS

Contact plating:
1: selective 15u" gold
2: selective 30u" gold
3: selective 50u" gold

RoHS compliant
Unit:mm

Scale	Free						Date	Name
TOLERANCE						Drawn	10.05.2013	Amy
X.X	±0.20					Approved	10.05.2013	Amy
X.XX	±0.15							
X.XXX	±0.10							
DIM	TOL							
		0	Drawn	10.05.2013	Amy			
Angle	±5°	Id.	Modification	Date	Name			

Customer-No.

ASSMANN WSW-No.
A-2014-2-X-LP/FS

Drawing-No.
ASS 5711 CO

rev00

Replace

SHEET