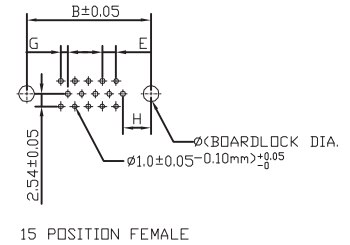
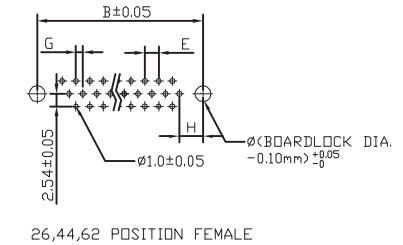


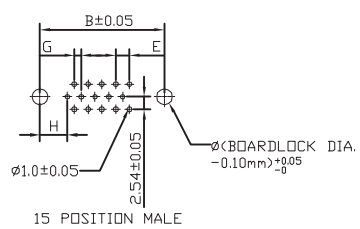
P.C.B LAYOUT PATTERN



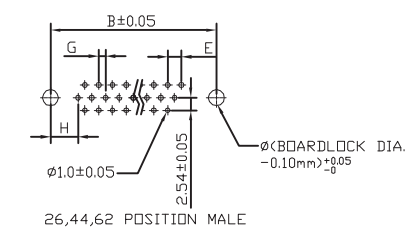
15 POSITION FEMALE



26,44,62 POSITION FEMALE



15 POSITION MALE



26,44,62 POSITION MALE

Dimensions

Positions	A	B	C	D	E	G	H
15	30.81	24.99	16.92	16.33	2.29	1.145	7.04
26	39.20	33.30	25.25	24.70	2.29	1.145	6.88
44	53.05	47.04	38.96	38.40	2.29	1.145	6.88
62	69.40	63.50	55.42	54.80	2.41	1.205	7.00

Material:

- Insulator: Glass-Filled Thermoplastic - PBT, UL94V-0 rated
- Contact: Brass
- Contact Plating: Gold flash full gold
- Shell: Steel, 100µ" min. Nickel plated
- Insulator color: Black
- Clinch Nut: Brass, 100µ" min. Nickel plated
- Boardlock: Brass, 100µ" min. Tin plated
- Grounding hook boardlock +2 prong
- Flange Mount: #4-40 threaded hole
- Screwlock: Brass, 100µ" min. Nickel plated

Electrical:

- Contact Resistance: 20mΩ - Max at 1A DC
- Insulation Resistance: 1,000MΩ @500VDC
- Dielectric Withstanding Voltage: 1,000V AC/rms 60Hz for 1 minute
- Current Rating: 3A
- Voltage Rating: 250V AC/rms 60Hz

Order Code: AHDxxxA-KG-TAxB-R
 Male(S) or Female(F)
 Order pin number: 15,26,44,62
 #4-40 UNC Hex stand offs (S) or without (X)

Unit: mm



Scale	1:1
TOLERANCE	
X.	±0.38
X.X	±0.25
X.XX	±0.13
DIM	TOL
X.°	±3°
X.X°	±1.0°
Angle	TOL

Id.	Modification	Date	Name
①	Updated all information	11.03.13	Wilson



1840 W. Drake Drive, Suite 101 • Tempe, AZ 85283
 Toll Free: 1-877-277-6266 • Email: info@assmann.us

Date	Name	Title
11.03.13	Wilson	High Density DSub Connectors Right Angle Shrouded, M/F, 15-62 pin
11.03.13	Groll	ASSMANN WSW-No.
		AHDxxxA-KG-TAxB-R
Drawing-No.		rev01
Replace		Sheet 1/1