

1

2

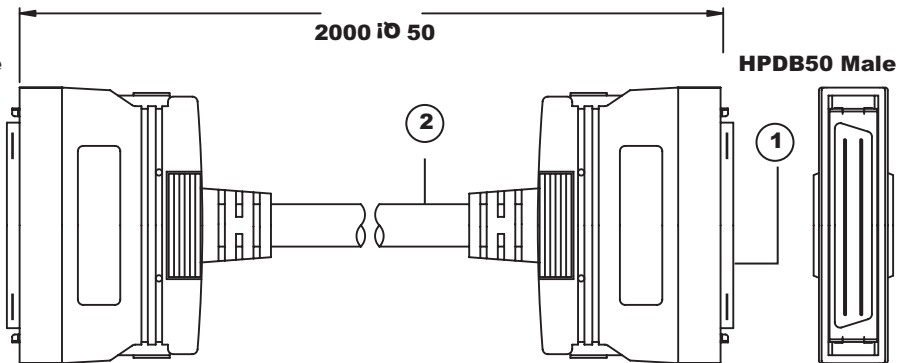

3

4


Configuration: Twisted Pair and One by One
HPDB50M HPDB50M

A

HPDB50 Male



HPDB50 Male



B

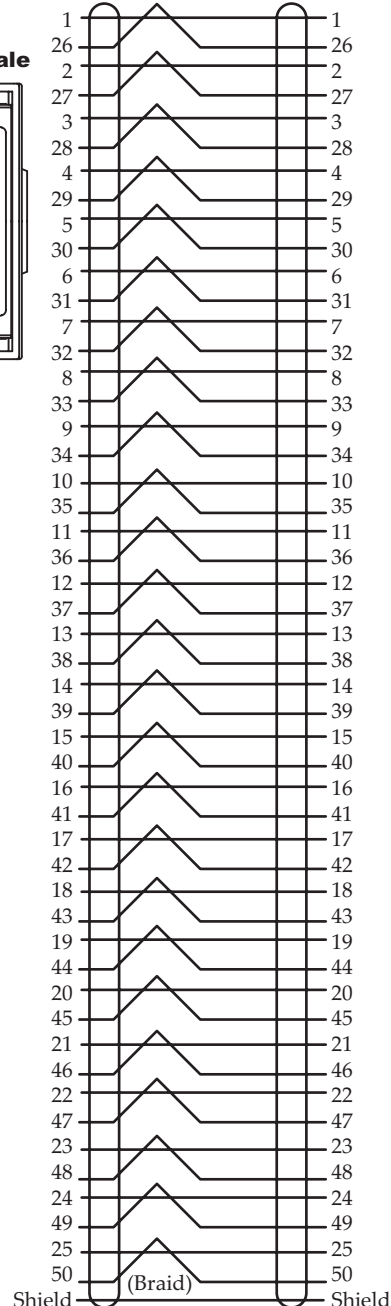
Material:

- 1. Cable: #28, UL2919, 25P+1+AL/MY+B, O.D: 9.5
Insulation of Conductor with P.P(±0.75)
- 2. Connector: HPDB50M, I.D.C.
- 3. Copper Tape Size: (10X105)+(25X85)

Note:

- 1. Total Length: 2000±50mm
- 2. Color: Beige
- 3. Molded Type
- 4. 360° Solder

C



A

B

C

D

Description

Name :
AK579 F-2-R
HPDB50 Male-HPDB50 Male

ASSMANN
Electronic Components

RoHS
Compliant

THIS DRAWING IS UNPUBLISHED

© Copyright 2005 by Assmann Electronic Components All International Rights Reserved

This drawing is a controlled document for Assmann Electronics, Inc. It is subject to change and the controlling engineering organization should be contacted for the latest revision.

1

2

3

4