

MOX-VTIL-6971 SERIES

VERTICAL MOUNT TOROID INDUCTORS



Features:

- Low cost.
- Vertical mounting.
- Reinforced L-pin base to prevent lead shearing.
- Low core loss.
- Horizontal mounting available.
- Encapsulation available.
- MoxiE custom designs available.

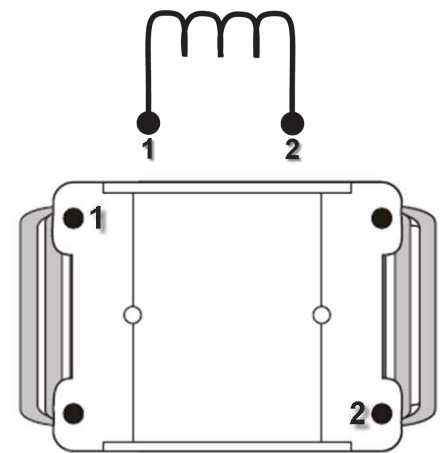
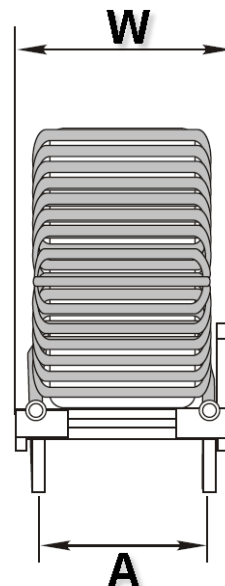
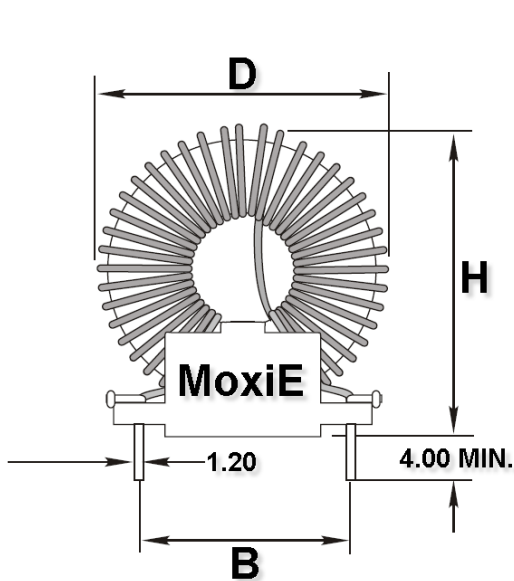


DIMENSIONS (mm)

A	B	D	H	W
22.86 ±0.5	38.10 ±0.5	71.12 MAX.	69.85 MAX.	30.48 ±0.5



MECHANICAL



MATERIAL: 94 VO CLASS B

MOX-VTIL-6971 SERIES

VERTICAL MOUNT TOROID INDUCTORS



ELECTRICAL SPECIFICATIONS

MoxiE Part Number	L @ 0 Amps D.C. (μH) ±20%	Max RDC. (Ω)	Suggested Rated Current (Amps)	0% L Drop (DC Amps)	10% L Drop (DC Amps)	20% L Drop (DC Amps)	30% L Drop (DC Amps)	40% L Drop (DC Amps)	50% L Drop (DC Amps)
MOX-VTIL-6971-1R0M	1.0	.002	23	19.9	55.8	83.7	115.2	151.2	199.4
MOX-VTIL-6971-2R2M	2.2	.003	23	13.2	37.2	55.8	77.0	100.8	132.8
MOX-VTIL-6971-3R9M	3.9	.003	23	9.9	27.9	41.4	57.8	75.6	99.6
MOX-VTIL-6971-5R6M	5.6	.003	23	7.9	22.3	33.3	46.3	60.3	79.7
MOX-VTIL-6971-100M	10	.004	23	6.6	18.5	27.9	38.5	50.4	66.4
MOX-VTIL-6971-120M	12	.004	22.5	5.7	15.9	23.4	33.0	43.2	56.9
MOX-VTIL-6971-150M	15	.004	22.5	5.0	14.0	20.7	28.9	37.8	49.8
MOX-VTIL-6971-180M	18	.005	22.5	4.4	12.3	18.3	25.7	33.3	44.3
MOX-VTIL-6971-220M	22	.005	22.5	4.0	11.2	16.2	23.1	29.7	39.9
MOX-VTIL-6971-270M	27	.005	22.5	3.2	9.3	13.5	19.3	25.2	33.2
MOX-VTIL-6971-330M	33	.006	22.5	3.1	8.6	12.6	17.7	22.5	30.6
MOX-VTIL-6971-390M	39	.006	22.5	2.8	7.9	11.7	16.5	21.6	28.4
MOX-VTIL-6971-470M	47	.007	22.5	2.4	6.9	9.9	14.4	18.9	24.8
MOX-VTIL-6971-560M	56	.008	22	2.3	6.5	9.0	13.6	17.1	23.4
MOX-VTIL-6971-680M	68	.008	22	2.1	5.9	8.1	12.2	15.3	21.0
MOX-VTIL-6971-820M	82	.010	22	11.9	5.3	7.2	11.0	14.4	18.9
MOX-VTIL-6971-101M	100	.012	22	1.6	4.6	6.3	9.6	12.6	16.6
MOX-VTIL-6971-121M	120	.014	22	1.5	4.2	6.3	8.8	10.8	15.3
MOX-VTIL-6971-151M	150	.016	22	1.4	4.0	5.4	8.2	10.8	14.2
MOX-VTIL-6971-181M	180	.018	22	1.3	3.6	5.4	7.4	9.0	12.8
MOX-VTIL-6971-221M	220	.020	22	1.2	3.2	4.5	6.8	8.1	11.7
MOX-VTIL-6971-271M	270	.021	22	1.0	2.8	3.6	5.9	7.2	10.2
MOX-VTIL-6971-331M	330	.023	22	.90	2.6	3.6	5.5	7.2	9.5
MOX-VTIL-6971-391M	390	.025	22	.81	2.3	3.6	5.0	6.3	8.6
MOX-VTIL-6971-471M	470	.041	18	.80	2.2	3.3	4.6	6.0	7.7
MOX-VTIL-6971-561M	560	.045	18	.69	1.9	2.9	4.0	5.1	6.8
MOX-VTIL-6971-681M	680	.047	11	.63	1.8	2.7	3.6	4.8	6.1
MOX-VTIL-6971-821M	820	.050	11	.58	1.6	2.4	3.3	4.3	5.8
MOX-VTIL-6971-102M	1000	.060	11	.51	1.4	2.1	2.9	3.9	5.0
MOX-VTIL-6971-122M	1200	.100	7	.47	1.3	1.9	2.7	3.5	4.7
MOX-VTIL-6971-152M	1500	.110	7	.42	1.2	1.7	2.4	3.2	4.2
MOX-VTIL-6971-182M	1800	.120	7	.39	1.1	1.6	2.2	2.9	3.9
MOX-VTIL-6971-222M	2200	.140	7	.34	1.0	1.4	2.0	2.5	3.4
MOX-VTIL-6971-272M	2700	.150	7	.31	.87	1.3	1.8	2.3	3.1
MOX-VTIL-6971-332M	3300	.200	5	.28	.79	1.2	1.6	2.2	2.8
MOX-VTIL-6971-392M	3900	.220	5	.26	.79	1.1	1.4	1.9	2.5
MOX-VTIL-6971-472M	4700	.240	5	.23	.65	.40	1.4	1.7	2.3
MOX-VTIL-6971-562M	5600	.270	5	.21	.59	.90	1.2	1.6	2.1

MOXIE ENGINEERING NOTES:

- Leads for PC mounting are tinned to within 16mm (1/16") of body
- RDC is measured at 20°C.
- Saturation currents shown are for maximum drop of L indicated.
- RoHS compliant.
- MoxiE Inductor Corporation specifications are subject to change without notice.
- MoxiE Inductor Corporation custom designed products are subject to United States copyright and or United States patent protection(s).