

MOX-RJ45TU SERIES



10/100 BASE-TX RJ CONNECTOR WITH INTEGRATED MAGNETICS (TAB UP)

- Designed to support applications, such as SOHO (ADSL modems),
- LAN-on-Motherboard (LOM), Hub and switches.
- Operating temperature: 0°C to +70°C.
- Industrial temperature range of -40°C to +85°C available.
- RoHS NL peak solder rating 235°C.
- Meets or exceeds IEEE 802.3 standard for 100Base -T
- 350uH minimum OCL with 8 mA bias current.
- RoHS compliant.
- MoxiE custom designs available.



ELECTRICAL SPECIFICATIONS @ 25°C

MoxiE Part Number	Turns Ratio		Insertion Loss (dB typical)		Return Loss (dB typical) 100Ω±15Ω			Crosstalk (dB typical)			Common Mode Rejection (dB typical)		Hi-Pot (Vrms)
	TX	RX	1-65 MHz	1-10 MHz	10-30 MHz	30-60 MHz	60-100 MHz	10-30 MHz	30-60 MHz	60-100 MHz	1-50 MHz	50-150 MHz	@60Hz 1MIN
MOX-RJ45TU-001	1CT:1	1CT:1	-1.0	-20.0	-16.0	-12.0	-10.0	-40.0	-35.0	-30.0	-30.0	.20.0	1500
MOX-RJ45TU-002	1CT:1	1CT:1	-1.0	-20.0	-16.0	-12.0	-10.0	-40.0	-35.0	-30.0	-30.0	.20.0	1500
MOX-RJ45TU-006	1CT:1	1CT:1T	-1.0	-20.0	-16.0	-12.0	-10.0	-40.0	-35.0	-30.0	-30.0	.20.0	1500
MOX-RJ45TU-011	1CT:1	1CT:1	-1.0	-20.0	-16.0	-12.0	-10.0	-40.0	-35.0	-30.0	-30.0	.20.0	1500
MOX-RJ45TU-012	1CT:1	1CT:1	-1.0	-20.0	-16.0	-12.0	-10.0	-40.0	-35.0	-30.0	-30.0	.20.0	1500
MOX-RJ45TU-026	1CT:1	1CT:1	-1.0	-20.0	-16.0	-12.0	-10.0	-40.0	-35.0	-30.0	-30.0	.20.0	1500
MOX-RJ45TU-027	1CT:1	1CT:1	-1.0	-20.0	-16.0	-12.0	-10.0	-40.0	-35.0	-30.0	-30.0	.20.0	1500
MOX-RJ45TU-028	1CT:1	1CT:1	-1.0	-20.0	-16.0	-12.0	-10.0	-40.0	-35.0	-30.0	-30.0	.20.0	1500
MOX-RJ45TU-029	1CT:1	1CT:1	-1.0	-20.0	-16.0	-12.0	-10.0	-40.0	-35.0	-30.0	-30.0	.20.0	1500

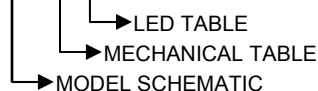
MOXIE MATERIAL SPECIFICATIONS

SHIELD		CONTACT			CASE HOUSING		MSL RATING
Material	Finish	Material	Plating Area	Solder Area	Material	Specification	
Brass	20-40μ inches thick nickel over Brass	Phosphor Bronze	30μ inches gold over 30-80μ inches nickel	75-300μ inches tin-lead over 75-300μ inches nickel	Thermoplastic	UL 94 V-0	1

MOXIE MECHANICAL OPTIONS

A	WITH LED & EMI-FINGER (8-PIN)
B	WITH LED & NON EMI-FINGER (8-PIN)
C	WITHOUT LED, WITH EMI-FINGER (8-PIN)
D	WITHOUT LED & EMI-FINGER (8-PIN)
E	WITH LED & EMI-FINGER (6-PIN)

MOX-RJ45-XXXX X X



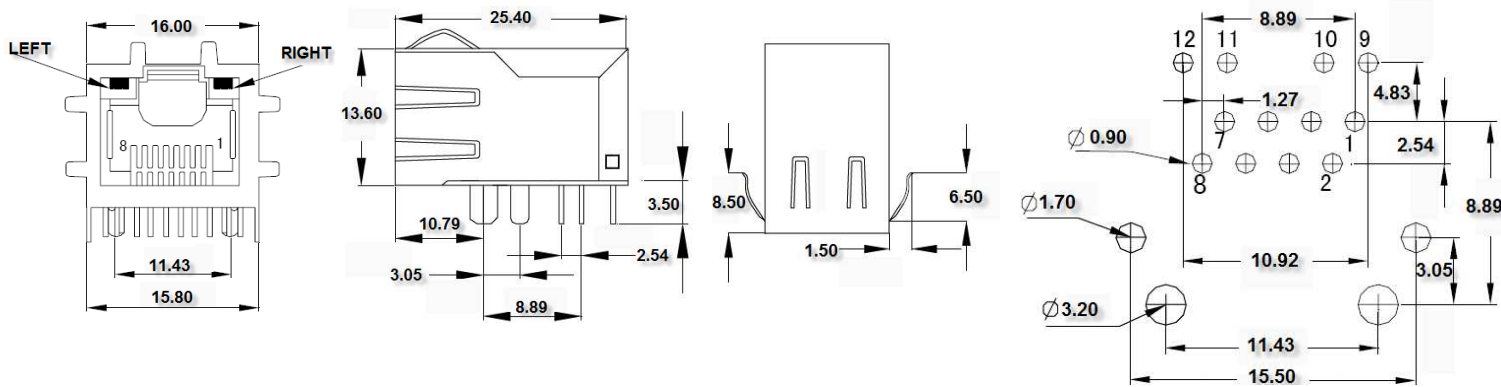
LED CODE	LED COLOR		LED POLARITY
A	Y	G	
B	G	Y	
C	G	G	
D	Y	G	
E	G	Y	
F	G	G	
G	Y	G	
H	G	Y	
J	Y	G	
K	G	O/G	

MOX-RJ45TU SERIES

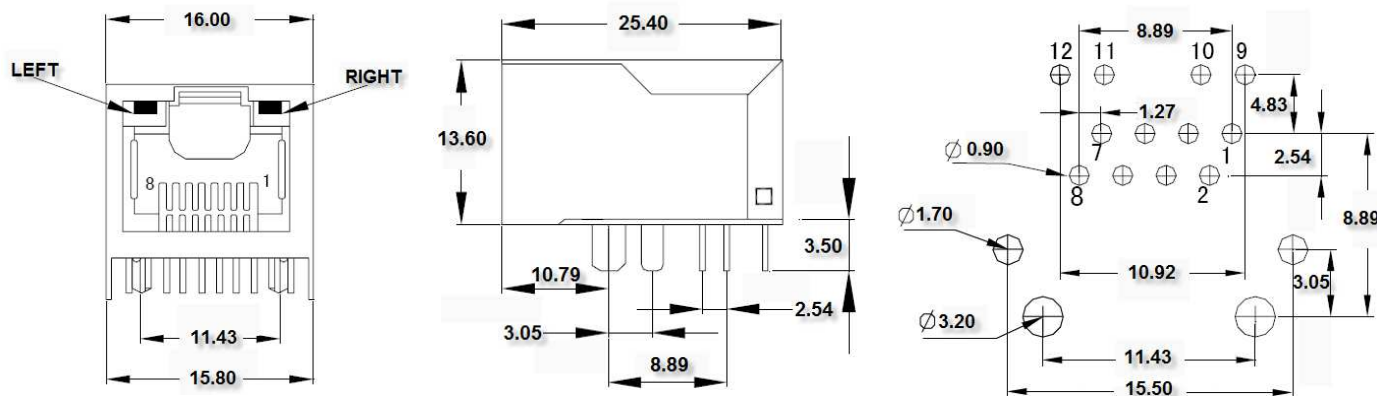
10/100 BASE-TX RJ CONNECTOR WITH INTEGRATED MAGNETICS (TAB UP)



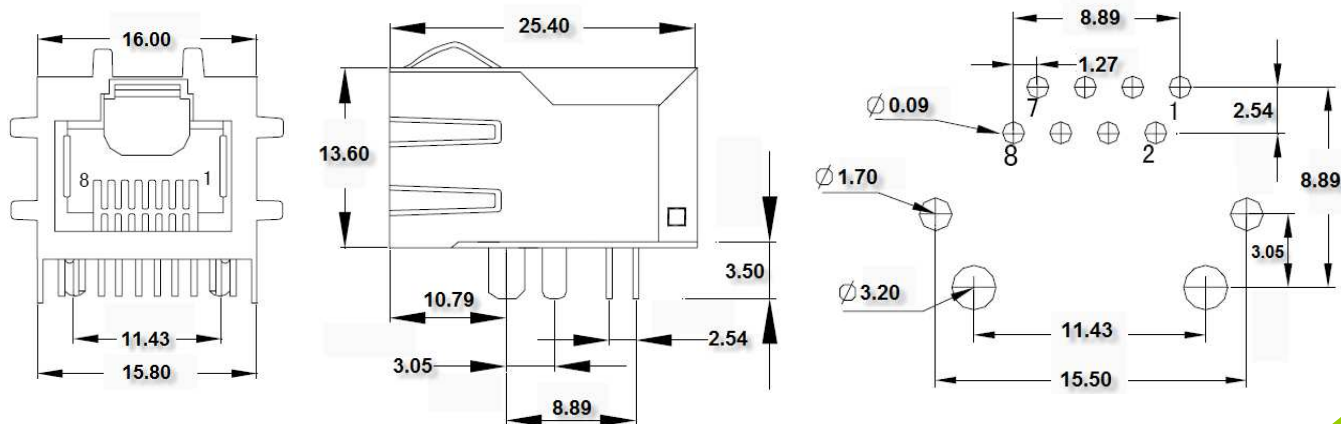
(A) WITH LED & EMI-FINGER (8-PIN)



(B) WITH LED & NON EMI-FINGER (8-PIN)



(C) WITHOUT LED & WITH EMI-FINGER (8-PIN)

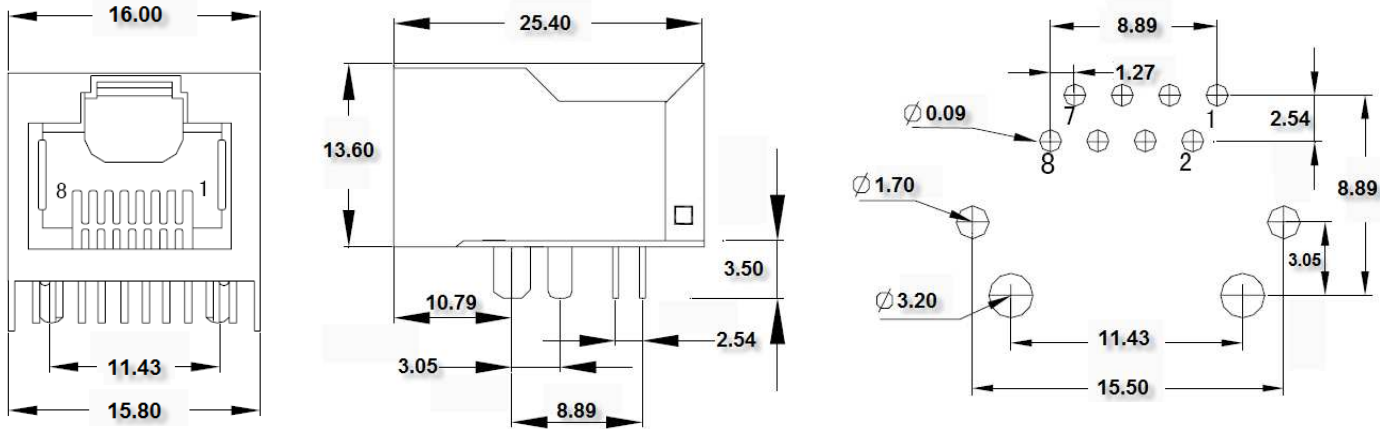


MOX-RJ45TU SERIES

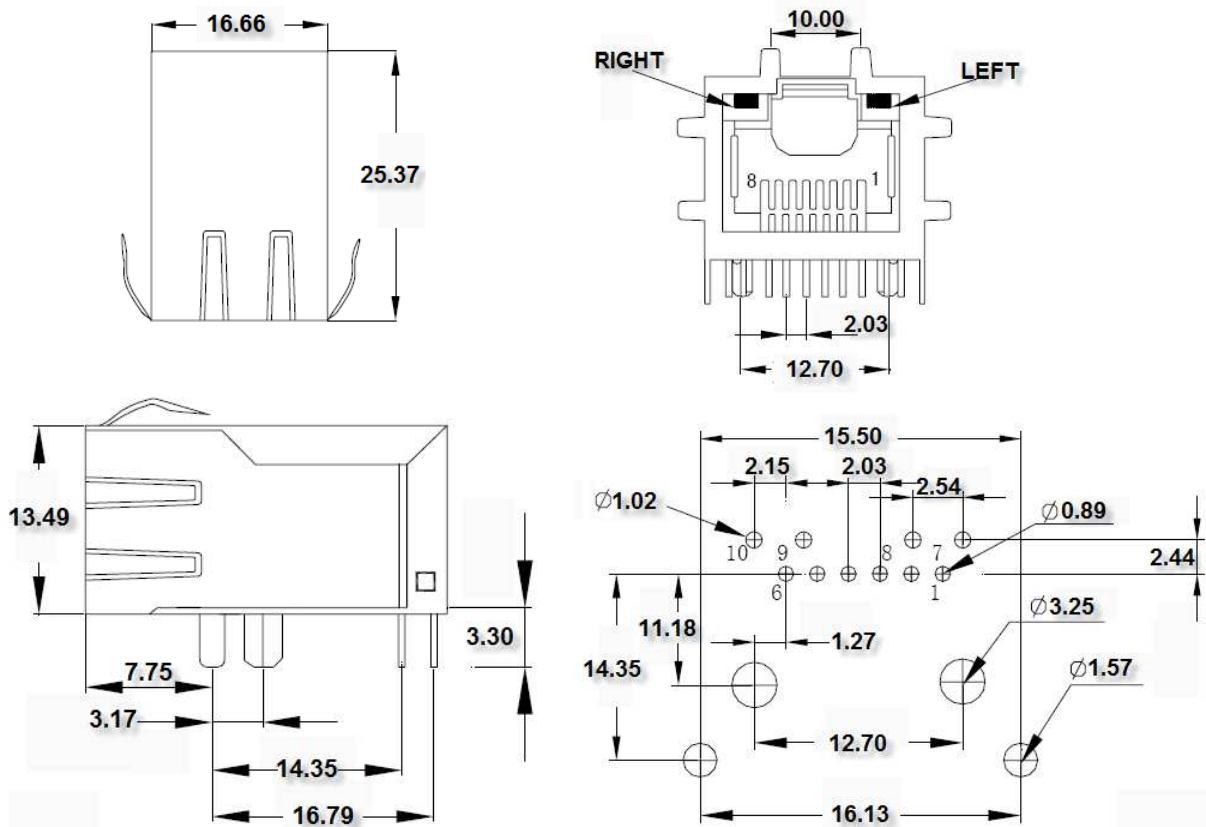
10/100 BASE-TX RJ CONNECTOR WITH INTEGRATED MAGNETICS (TAB UP)



(D) WITHOUT LED & EMI FINGER (8-PIN)



(E) WITH LED & EMI-FINGER (6-PIN)



MOX-RJ45TU SERIES

10/100 BASE-TX RJ CONNECTOR WITH INTEGRATED MAGNETICS (TAB UP)



SCHEMATICS

