

MOX-SPI-1205PM



DUAL WINDING SHIELDED PARALLEL DRUM CORES

MoxiE's MOX-SPI-1205PM series are designed to be used as single, coupled or (1:1) transformer applications. Engineered to provide high inductance, high current handling and high efficiency.



Features:

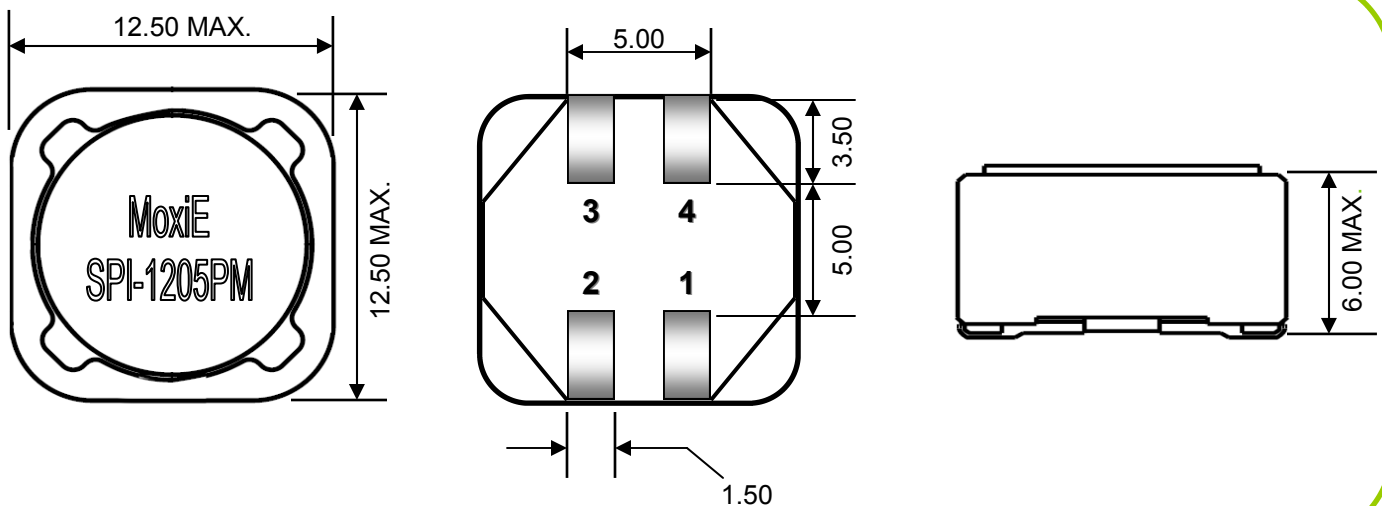
- Low cost.
- RoHS compliant.
- Parallel connection mode.
- Perfect for DC-DC converters and VRM/VDC controllers.
- High inductance, high current industrial design.
- MoxiE custom inductance values and tolerance available.



NOTES

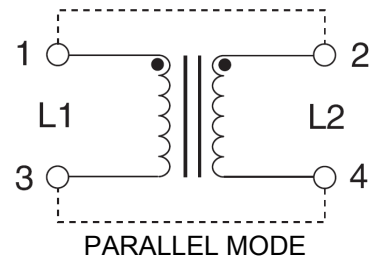
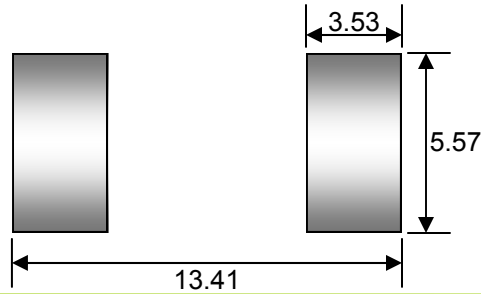


MECHANICAL DIMENSIONS





LANDING PATTERN & SCHEMATIC



ELECTRICAL SPECIFICATIONS

MoxiE Part Number	Inductance (μH)	Inductance @ 0Adc (μH ± 20%)	Tolerance (±)	DCR (Ω Max.)	Saturation Current Isat (-30%)	Heating Current Idc (+40°C)A
MOX-SPI-1205PM-1R4M	1.40	1.4	20%	2.90	31.0	13.0
MOX-SPI-1205PM-2R0M	2.00	2.0	20%	3.70	25.0	13.0
MOX-SPI-1205PM-2R8M	2.80	2.8	20%	5.40	21.0	10.0
MOX-SPI-1205PM-4R7M	4.70	4.8	20%	9.20	16.0	8.1
MOX-SPI-1205PM-6R8M	6.80	7.4	20%	12.0	13.0	7.2
MOX-SPI-1205PM-8R2M	8.20	8.9	20%	15.0	12.0	6.2
MOX-SPI-1205PM-100M	10.0	10.5	20%	17.0	11.0	6.0
MOX-SPI-1205PM-150M	15.0	14.0	20%	24.0	9.60	5.0
MOX-SPI-1205PM-220M	22.0	23.0	20%	39.0	7.60	3.9
MOX-SPI-1205PM-330M	33.0	34.0	20%	59.0	6.20	3.2
MOX-SPI-1205PM-470M	47.0	27.0	20%	72.0	5.30	2.9
MOX-SPI-1205PM-660M	66.0	66.0	20%	110.0	4.40	2.4
MOX-SPI-1205PM-800M	80.0	80.0	20%	140.0	4.10	2.0
MOX-SPI-1205PM-101M	100.0	100.0	20%	160.0	3.60	1.9
MOX-SPI-1205PM-151M	150.0	150.0	20%	250.0	3.00	1.6
MOX-SPI-1205PM-221M	220.0	220.0	20%	380.0	2.40	1.3
MOX-SPI-1205PM-331M	330.0	330.0	20%	570.0	2.00	1.0
MOX-SPI-1205PM-471M	470.0	470.0	20%	860.0	1.70	0.83
MOX-SPI-1205PM-681M	680.0	680.0	20%	1100.0	1.40	0.75
MOX-SPI-1205PM-821M	820.0	830.0	20%	1400.0	1.30	0.64
MOX-SPI-1205PM-102M	1000.0	1000.0	20%	1600.0	1.10	0.61

- DC current at which the inductance drops 30% typical from its value without current. It is the current flowing in one winding or the sum or the current flowing in both windings.
- DCR is for each winding. When leads are connected in series the DCR is twice the value.
- MoxiE test instruments: L: HP4192A LF IMEDANCE ANALYZER DC: CHEN HWA 502BC.
- RATED CURRENT: HP4284+42841A or CH1061+CH301A
- DCR limits @ 20°C.
- Peak current for an approximate ΔT of 40°C without core loss, MoxiE recommends that the temperature of this part not exceed 125°C.
- Peak current for approximate 30% roll off at 20°C.
- Packaging: Tape & reel (500 pieces per reel)
- Flammability rating: UL94V-0.
- Moisture Sensitivity Level (MSL) 1 (unlimited floor life @ <30°C / 85% relative humidity)
- Mean Time Between Failures (MTBF) 26,315,789 hours.
- Operating temperature: -40°C to +125°C
- MoxiE has a suggested storage period of lead-free product not to exceed a period of six (6) months.
- MoxiE Inductor Corporation specifications are subject to change without notice.