

# MOX-MCI-1210




**MoxiE**  
INDUCTOR CORPORATION

## Wire Wound Molded Chip Inductors

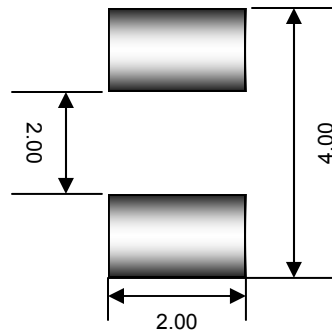
MoxiE's MOX-MCI-1210 series of surface mount molded chip inductors are widely used in cable modems, notebooks, LCD televisions and digital cameras. The MCI series provides a wide range of inductance values and an excellent Q factor.

### Features:

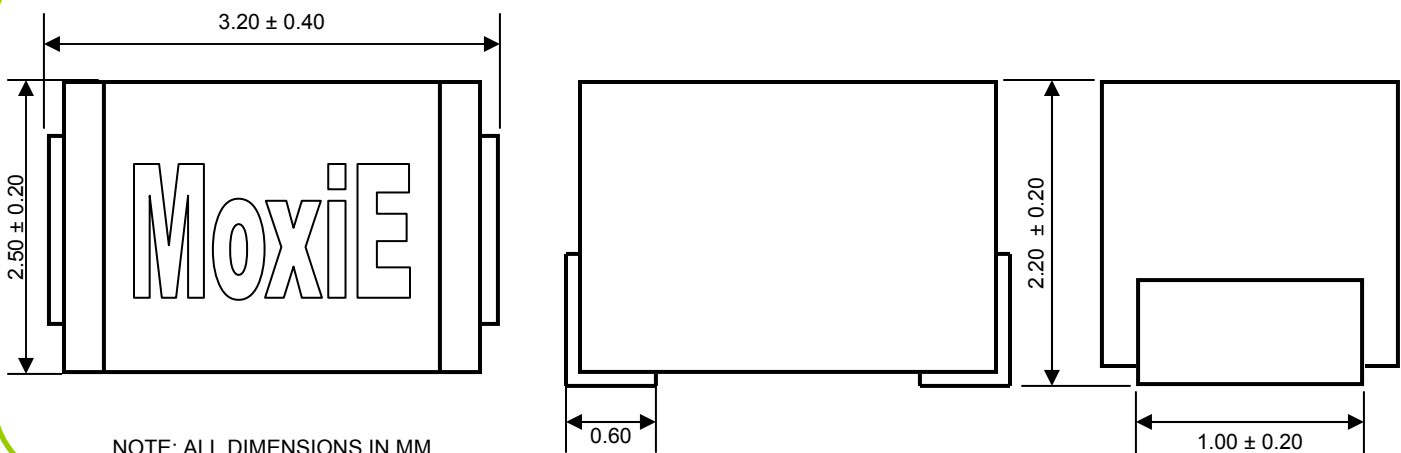
- Operating temperature: -40°C to +85°C.
- Excellent solderability & resistance to soldering heat.
- RoHS Compliant.
- JIS/EIA dimensions, high reliability & easy surface mount assembly.
- Tape & reel packaging (1,000 pieces per reel)



## LANDING PATTERN



## MECHANICAL DIMENSIONS



1

# MOX-MCI-1210



## ELECTRICAL SPECIFICATIONS

MoxiE Part Number	Inductance (μH)	Tolerance (%)	Q Min.	Test Freq. (MHz)	SRF Min. (MHz)	RDC Max. (Ω)	IDC Max. (mA)
MOX-MCI-1210-R10□	0.10	J, K, M	28	100.0	700	0.44	450
MOX-MCI-1210-R12□	0.12	J, K, M	30	25.2	500	0.22	450
MOX-MCI-1210-R15□	0.15	J, K, M	30	25.2	450	0.25	450
MOX-MCI-1210-R18□	0.18	J, K, M	30	25.2	400	0.28	450
MOX-MCI-1210-R22□	0.22	J, K, M	30	25.2	350	0.32	450
MOX-MCI-1210-R27□	0.27	J, K, M	30	25.2	320	0.36	450
MOX-MCI-1210-R33□	0.33	J, K, M	30	25.2	300	0.40	450
MOX-MCI-1210-R39□	0.39	J, K, M	30	25.2	250	0.45	450
MOX-MCI-1210-R47□	0.47	J, K, M	30	25.2	220	0.50	450
MOX-MCI-1210-R56□	0.56	J, K, M	30	25.2	180	0.55	450
MOX-MCI-1210-R68□	0.68	J, K, M	30	25.2	160	0.60	450
MOX-MCI-1210-R82□	0.82	J, K, M	30	25.2	140	0.65	450
MOX-MCI-1210-1R0□	1.0	J, K, M	30	7.96	120	0.70	400
MOX-MCI-1210-1R2□	1.2	J, K, M	30	7.96	100	0.75	390
MOX-MCI-1210-1R5□	1.5	J, K, M	30	7.96	85	0.85	370
MOX-MCI-1210-1R8□	1.8	J, K, M	30	7.96	80	0.90	350
MOX-MCI-1210-2R2□	2.2	J, K, M	30	7.96	75	1.00	320
MOX-MCI-1210-2R7□	2.7	J, K, M	30	7.96	70	1.10	290
MOX-MCI-1210-3R3□	3.3	J, K, M	30	7.96	60	1.20	260
MOX-MCI-1210-3R9□	3.9	J, K, M	30	7.96	55	1.30	250
MOX-MCI-1210-4R7□	4.7	J, K, M	30	7.96	50	1.50	220
MOX-MCI-1210-5R6□	5.6	J, K, M	30	7.96	45	1.60	200
MOX-MCI-1210-6R8□	6.8	J, K, M	30	7.96	40	1.80	180
MOX-MCI-1210-8R2□	8.2	J, K, M	30	7.96	35	2.00	170
MOX-MCI-1210-100□	10	J, K, M	30	2.52	30	2.10	150
MOX-MCI-1210-120□	12	J, K, M	30	2.52	20	2.50	140
MOX-MCI-1210-150□	15	J, K, M	30	2.52	20	2.80	130
MOX-MCI-1210-180□	18	J, K, M	30	2.52	20	3.30	120
MOX-MCI-1210-220□	22	J, K, M	30	2.52	20	3.70	110
MOX-MCI-1210-270□	27	J, K, M	30	2.52	20	5.00	80
MOX-MCI-1210-330□	33	J, K, M	30	2.52	17	5.60	70
MOX-MCI-1210-390□	39	J, K, M	30	2.52	16	6.40	65
MOX-MCI-1210-470□	47	J, K, M	30	2.52	15	7.00	60
MOX-MCI-1210-560□	56	J, K, M	30	2.52	13	8.00	55
MOX-MCI-1210-680□	68	J, K, M	30	2.52	12	9.00	50
MOX-MCI-1210-820□	82	J, K, M	30	2.52	11	10.00	45
MOX-MCI-1210-101□	100	J, K, M	20	0.796	10	11.00	40



## MOX-MCI ENGINEERING NOTES

- Core: Ferrite core.
- Wire: Polyurethane Enameled Copper Wire.
- Leads: Soldered Plated.
- Packaging: Tape & reel (1,000 pieces per reel)
- Enclosure: Heat Hardened Resin.
- Available Tolerances: J= 5%, K= ±10% M= ±20%
- Q is measured on a HP-4287A RF LCR meter with a HP-16193 fixture attached.
- RoHS Compliant.
- MoxiE Inductor Corporation specifications are subject to change without notice.