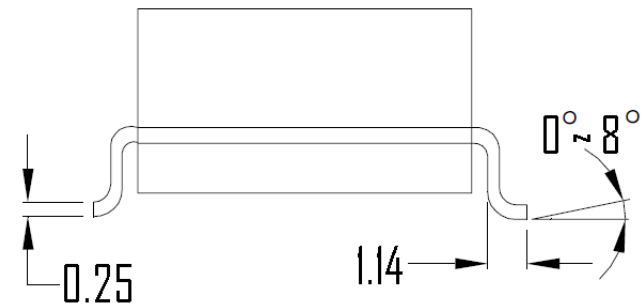
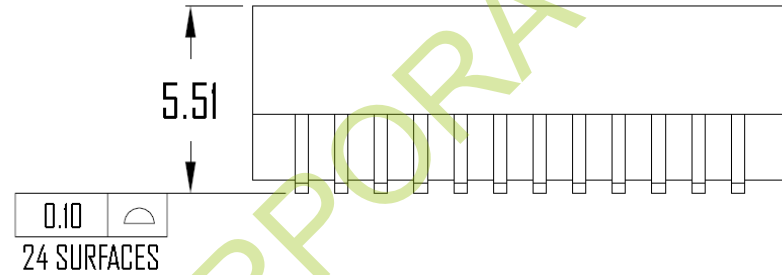
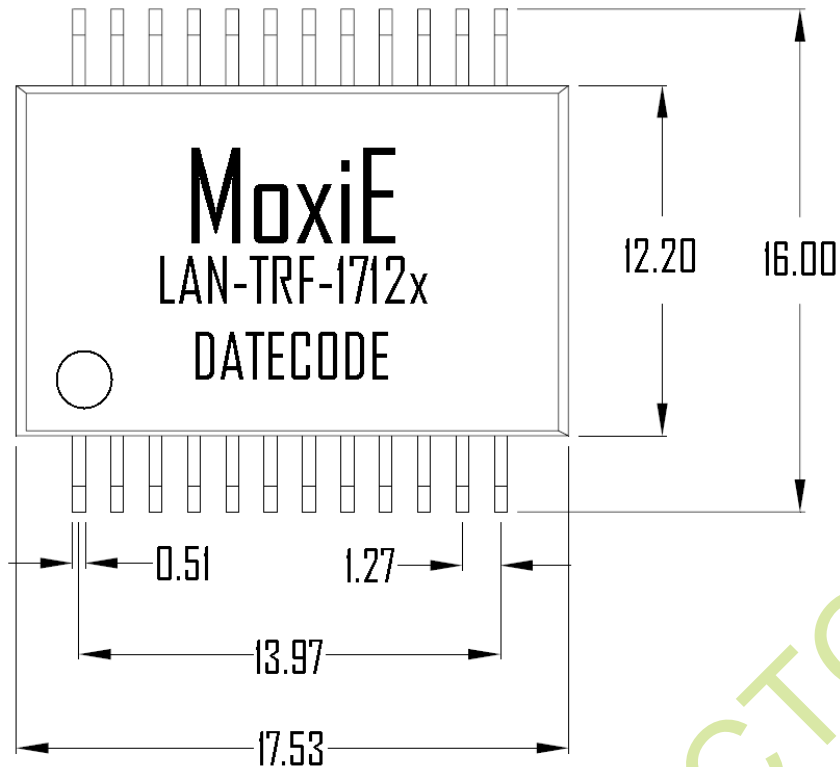


MECHANICAL (mm)



MOXIE NOTES:

- Meets 802.3 specifications.
- Packaging: Tray.
- Operating temperature range: -10°C to +70°C. (Industrial temperature of -40°C to +85°C available)
- Storage temperature range: -40°C to +125°C.
- RoHS-6 peak wave solder temperature rating 245°C.
- RoHS Compliant.
- MoxiE Inductor Corporation custom designs are subject to United States copyright and or patent protection(s).
- MoxiE Inductor Corporation specifications are subject to change without notice.
- Tolerances unless otherwise specified: 0~10=±0.15, 10~20=±0.20, 20~40=±0.25, 40~70=±0.30, ≥70=±0.40

MoxiE
INDUCTOR CORPORATION

(888)535.5207 WWW.MOXIEINDUCTORS.COM

GIGABIT TRANSFORMER MODULES WITH PoE OPTION

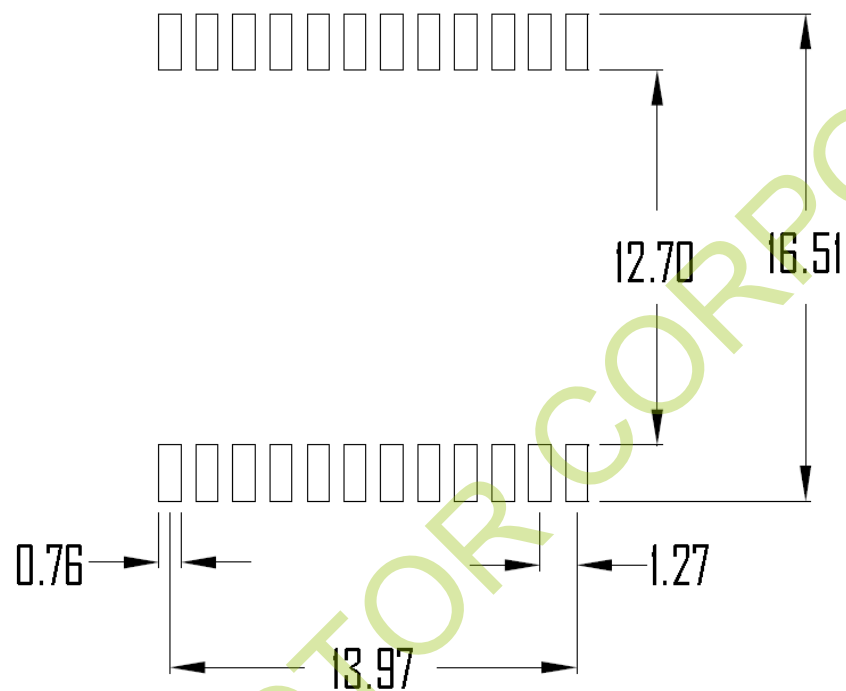
MOX-LAN-TRF-1712 SERIES

PAGE 1/5

REV. B

DWG NUMBER: MOXLANTRF1712

PCB LAYOUT (mm)



MOXIE NOTES:

- Meets 802.3 specifications.
- Packaging: Tray.
- Operating temperature range: -10°C to +70°C. (Industrial temperature of -40°C to +85°C available)
- Storage temperature range: -40°C to +125°C.
- RoHS-6 peak wave solder temperature rating 245°C.
- RoHS Compliant.
- MoxiE Inductor Corporation custom designs are subject to United States copyright and or patent protection(s).
- MoxiE Inductor Corporation specifications are subject to change without notice.
- Tolerances unless otherwise specified: 0~10=±0.15, 10~20=±0.20, 20~40=±0.25, 40~70=±0.30, ≥70=±0.40

MoxiE
INDUCTOR CORPORATION

(888)535.5207 WWW.MOXIEINDUCTORS.COM

GIGABIT TRANSFORMER MODULES WITH PoE OPTION

MOX-LAN-TRF-1712 SERIES

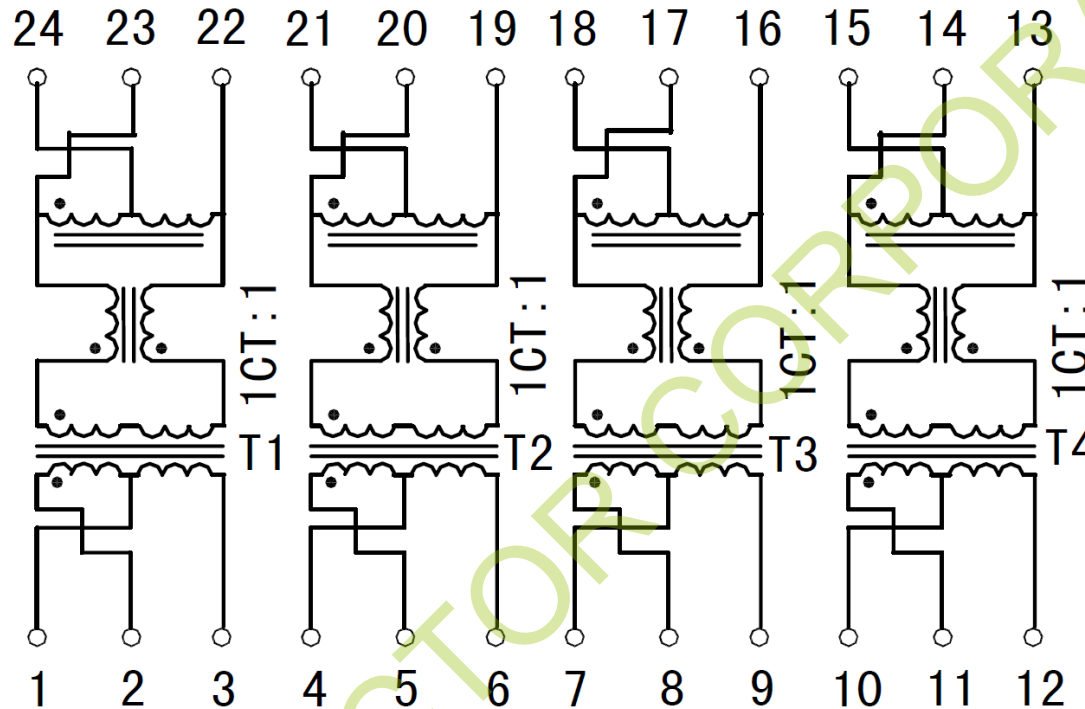
PAGE 2/5

REV. B

DWG NUMBER: MOXLANTRF1712

SCHEMATICS

MOX-LAN-TRF-1712A PACKAGE (NON-PoE)



MOXIE NOTES:

- Meets 802.3 specifications.
- Packaging: Tray.
- Operating temperature range: -10°C to $+70^{\circ}\text{C}$. (Industrial temperature of -40°C to $+85^{\circ}\text{C}$ available)
- Storage temperature range: -40°C to $+125^{\circ}\text{C}$.
- RoHS-6 peak wave solder temperature rating 245°C .
- RoHS Compliant.
- MoxiE Inductor Corporation custom designs are subject to United States copyright and or patent protection(s).
- MoxiE Inductor Corporation specifications are subject to change without notice.
- Tolerances unless otherwise specified: $0\sim 10=\pm 0.15$, $10\sim 20=\pm 0.20$, $20\sim 40=\pm 0.25$, $40\sim 70=\pm 0.30$, $\geq 70=\pm 0.40$

MoxiE
INDUCTOR CORPORATION

(888)535.5207 WWW.MOXIEINDUCTORS.COM

GIGABIT TRANSFORMER MODULES WITH PoE OPTION

MOX-LAN-TRF-1712 SERIES

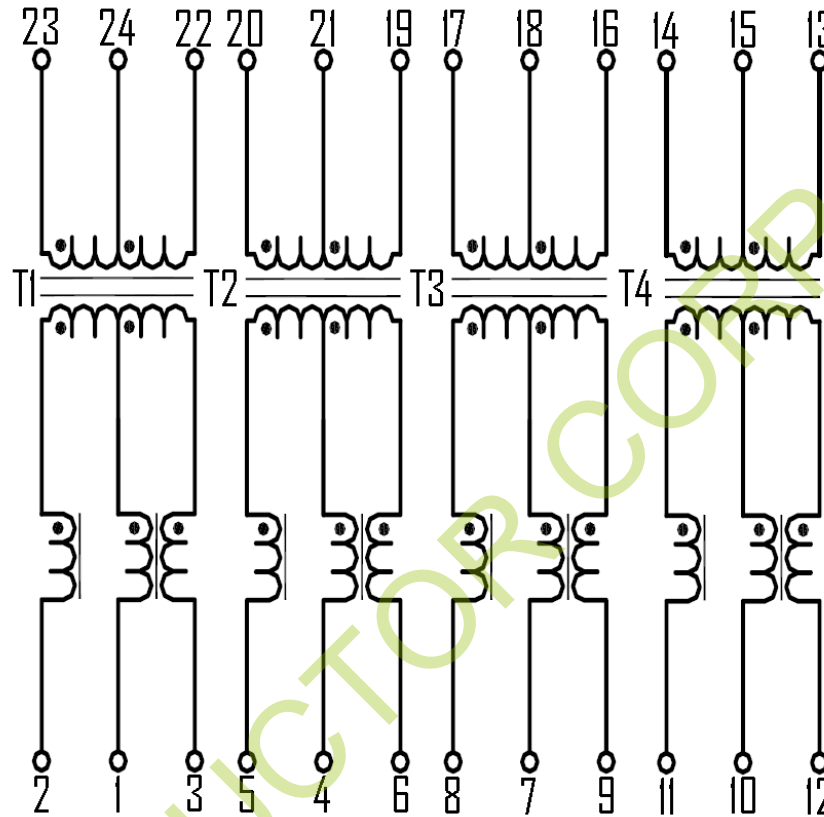
PAGE 3/5

REV. B

DWG NUMBER: MOXLANTRF1712

SCHEMATICS

MOX-LAN-TRF-1712B PACKAGE (PoE)



MOXIE NOTES:

- Meets 802.3 specifications.
- Packaging: Tray.
- Operating temperature range: -10°C to +70°C. (Industrial temperature of -40°C to +85°C available)
- Storage temperature range: -40°C to +125°C.
- RoHS-6 peak wave solder temperature rating 245°C.
- RoHS Compliant.
- MoxiE Inductor Corporation custom designs are subject to United States copyright and or patent protection(s).
- MoxiE Inductor Corporation specifications are subject to change without notice.
- Tolerances unless otherwise specified: 0~10=±0.15, 10~20=±0.20, 20~40=±0.25, 40~70=±0.30, ≥70=±0.40

MoxiE
INDUCTOR CORPORATION

(888)535.5207 WWW.MOXIEINDUCTORS.COM

GIGABIT TRANSFORMER MODULES WITH PoE OPTION

MOX-LAN-TRF-1712 SERIES

PAGE 4/5

REV. B

DWG NUMBER: MOXLANTRF1712

ELECTRICAL @ 25°C

MOXIE PART NUMBER	PoE ENABLED	URNS RATIO (TX)	URNS RATIO (RX)	INSERTION LOSS (dB max)	RETURN LOSS (Z _{out} =100Ω±15%)	CROSSTALK (ADJACENT CHANNELS dB MIN.)	HI-POT (V _{rms} MIN.)
MOX-LAN-TRF-1712A	NO	1:1	1:1	-1.1 @ 0.1 MHz -1.0 @ 100MHz -2.0 @ 125MHz	-18 @ 30MHz -12 @ 60MHz -12 @ 80MHz -10 @ 100MHz	-43 @ 30MHz -37 @ 60MHz -33 @ 100MHz	1500
MOX-LAN-TRF-1712B	YES	1:1	1:1	-1.1 @ 0.1 MHz -1.0 @ 100MHz -2.0 @ 125MHz	-18 @ 30MHz -12 @ 60MHz -12 @ 80MHz -10 @ 100MHz	-43 @ 30MHz -37 @ 60MHz -33 @ 100MHz	1500

MOXIE NOTES:

- Meets 802.3 specifications.
- Packaging: Tray.
- Operating temperature range: -10°C to +70°C. (Industrial temperature of -40°C to +85°C available)
- Storage temperature range: -40°C to +125°C.
- RoHS-6 peak wave solder temperature rating 245°C.
- RoHS Compliant.
- MoxiE Inductor Corporation custom designs are subject to United States copyright and or patent protection(s).
- MoxiE Inductor Corporation specifications are subject to change without notice.
- Tolerances unless otherwise specified: 0~10=±0.15, 10~20=±0.20, 20~40=±0.25, 40~70=±0.30, ≥70=±0.40

MoxiE
INDUCTOR CORPORATION

(888)535.5207 WWW.MOXIEINDUCTORS.COM

GIGABIT TRANSFORMER MODULES WITH PoE OPTION

MOX-LAN-TRF-1712 SERIES

PAGE 5/5

REV. B

DWG NUMBER: MOXLANTRF1712