

MOX-SLI-3015

MoxiE[®]
INDUCTOR CORPORATION

Surface Mount Ultra Low Profile Shielded Inductors

MoxiE's MOX-SLI-3015 of surface mount shielded inductors are engineered for high current, low profile applications.

- Low cost.
- Magnetically shielded construction.
- Ultra low profile package.
- Operating temperature: -40°C to +105°C.
- Excellent solderability & resistance to soldering heat.
- RoHS compliant.

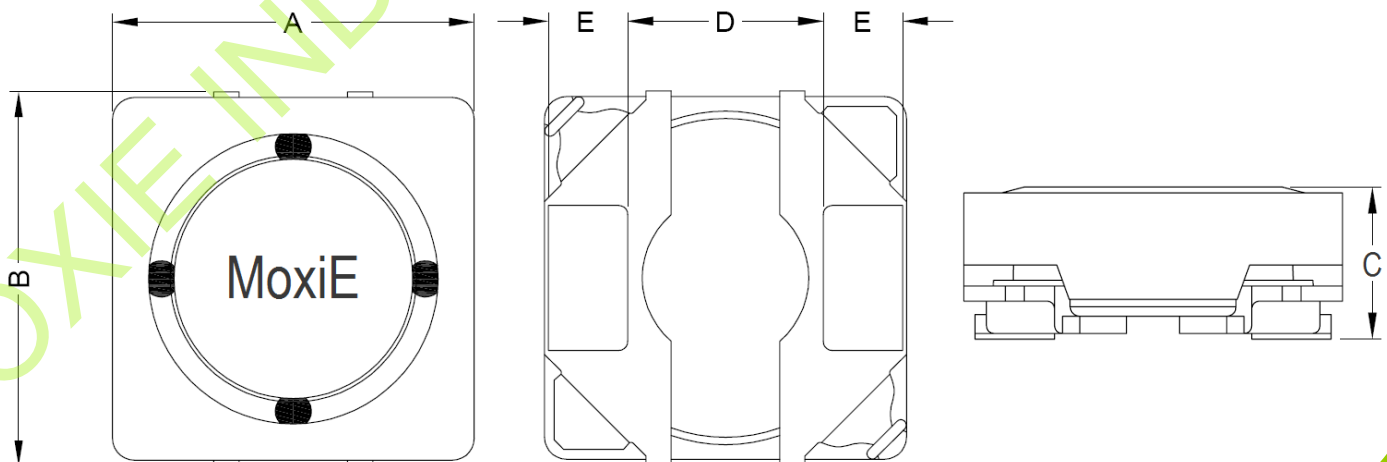


PART NUMBERS

MOXIE PART NUMBER	A	B	C (MAX.)	D (TYP.)	E (TYP.)
MOX-SLI-3015	3.00 ± 0.2	3.00 ± 0.3	1.50	1.50	0.70



MECHANICAL DIMENSIONS





ELECTRICAL SPECIFICATIONS

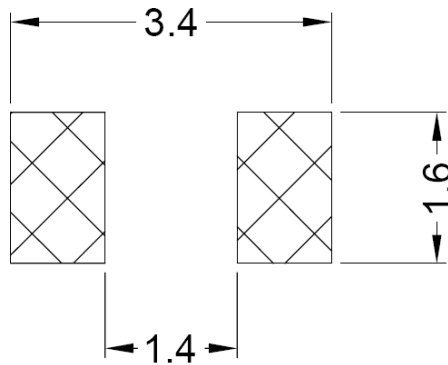
MoxiE Part Number	Inductance (μH)	Test Frequency	RDC (mΩ) ±20%	IDC1 (A)	IDC2 (A)
MOX-SLI-3015-1R5N	1.5±30%	0.1V/100KHz	65	2.20	1.70
MOX-SLI-3015-1R8N	1.8±30%	0.1V/100KHz	75	1.80	1.62
MOX-SLI-3015-2R2N	2.2±30%	0.1V/100KHz	85	1.60	1.50
MOX-SLI-3015-2R7N	2.7±30%	0.1V/100KHz	95	1.50	1.40
MOX-SLI-3015-3R3N	3.3±30%	0.1V/100KHz	105	1.40	1.35
MOX-SLI-3015-3R9N	3.9±30%	0.1V/100KHz	115	1.30	1.28
MOX-SLI-3015-4R7M	4.7±20%	0.1V/100KHz	155	1.20	1.19
MOX-SLI-3015-5R6M	5.6±20%	0.1V/100KHz	165	1.00	1.15
MOX-SLI-3015-6R8M	6.8±20%	0.1V/100KHz	225	0.92	1.10
MOX-SLI-3015-8R2M	8.2±30%	0.1V/100KHz	275	0.87	1.00
MOX-SLI-3015-100M	10±20%	0.1V/100KHz	350	0.78	0.90
MOX-SLI-3015-120M	12±20%	0.1V/100KHz	410	0.70	0.82
MOX-SLI-3015-150M	15±20%	0.1V/100KHz	490	0.65	0.71
MOX-SLI-3015-180M	18±20%	0.1V/100KHz	570	0.60	0.60
MOX-SLI-3015-220M	22±20%	0.1V/100KHz	700	0.52	0.56
MOX-SLI-3015-270M	27±20%	0.1V/100KHz	800	0.45	0.54

MOXIE ENGINEERING NOTES:

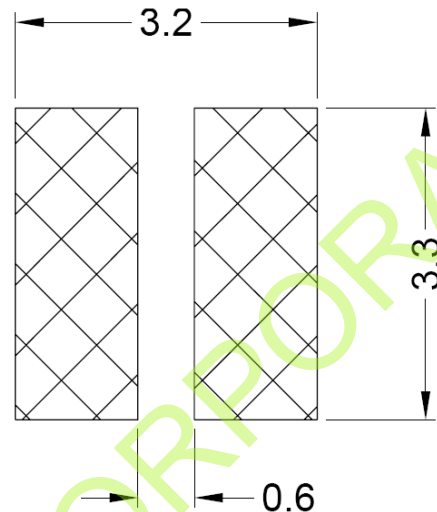
- IDC1: BASED ON INDUCTANCE CHANGE (AL/Lo: <30%) @ AMBIENT TEMPERATURE OF +25°C.
- IDC2: BASED ON TEMPERATURE RISE (ΔT: +40°C TYPICAL)
- MOXIE INDUCTOR CORPORATION CUSTOM INDUCTANCE VALUES AVAILABLE.—CONTACT MOXIE FOR SPECIAL REQUESTS.
- OPERATING TEMPERATURE: -40°C TO +105°C. (INCLUDING SELF TEMPERATURE RISE.)
- RoHS COMPLIANT.
- PACKAGING: TAPE & REEL (3,000 PIECES PER REEL)
- MOXIE INDUCTOR CORPORATION SPECIFICATIONS ARE SUBJECT TO CHANGE WITHOUT NOTICE.
- MOXIE INDUCTOR CORPORATION CUSTOM DESIGNED PRODUCT(S) ARE SUBJECT TO UNITED STATES PATENT AND OR COPYRIGHT PROTECTION(S).



LANDING PATTERNS



PCB PATTERN 1



PCB PATTERN 2



MATERIALS

WIRE	CORE	TERMINAL CLIP	ADHESIVE	INK MARKING
POLYURETHANE ENAMELLED COPPER WIRE	HIGH CURRENT FERRITE	C5191	RoHS EPOXY	70000-00101

MOXIE ENGINEERING NOTES:

- IDC1: BASED ON INDUCTANCE CHANGE (AL/L0: <30%) @ AMBIENT TEMPERATURE OF +25°C.
- IDC2: BASED ON TEMPERATURE RISE (ΔT : +40°C TYPICAL)
- MOXIE INDUCTOR CORPORATION CUSTOM INDUCTANCE VALUES AVAILABLE.—CONTACT MOXIE FOR SPECIAL REQUESTS.
- OPERATING TEMPERATURE: -40°C TO +105°C. (INCLUDING SELF TEMPERATURE RISE.)
- RoHS COMPLIANT.
- PACKAGING: TAPE & REEL (3,000 PIECES PER REEL)
- MOXIE INDUCTOR CORPORATION SPECIFICATIONS ARE SUBJECT TO CHANGE WITHOUT NOTICE.
- MOXIE INDUCTOR CORPORATION CUSTOM DESIGNED PRODUCT(S) ARE SUBJECT TO UNITED STATES PATENT AND OR COPYRIGHT PROTECTION(S).