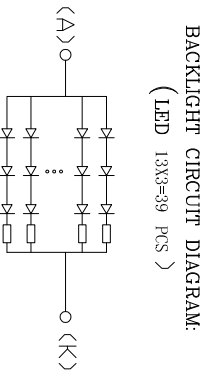
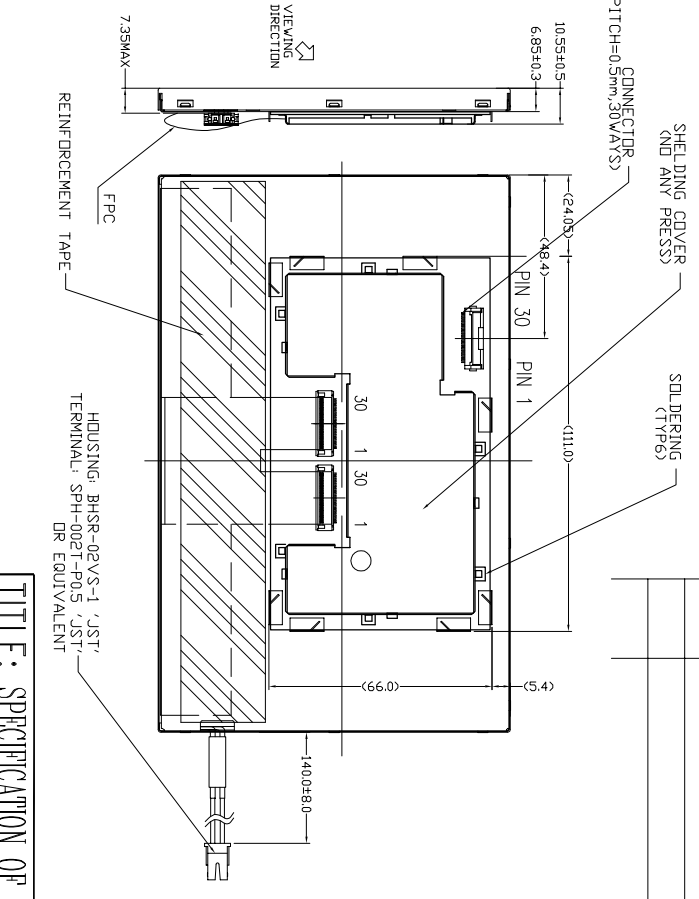
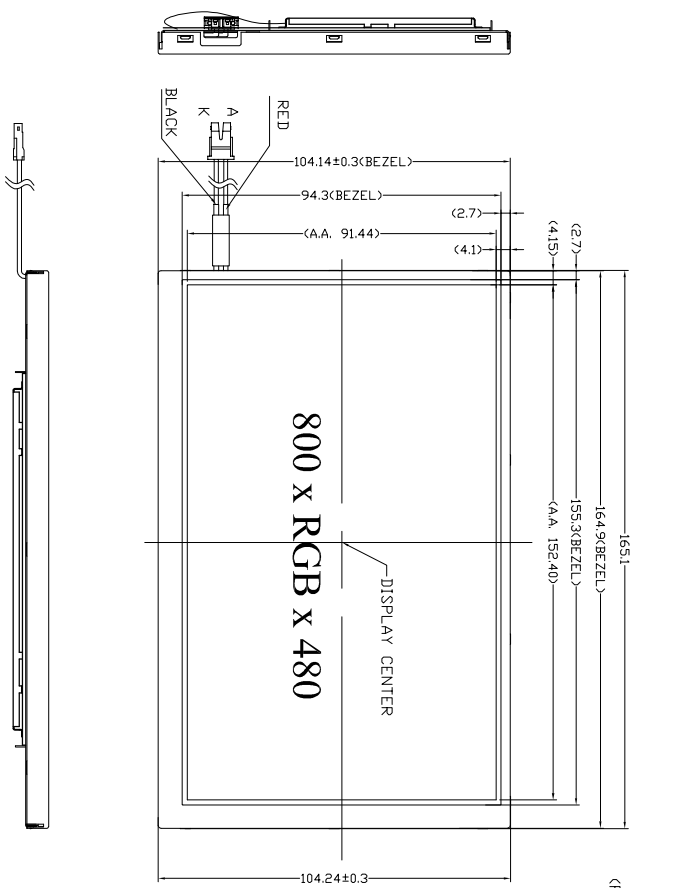


The information contained in this document is proprietary to VARRITRONIX LTD and shall be provided from any reproduction in part or as a whole without Varritronix's written approval.



BACKLIGHT CIRCUIT DIAGRAM:
(LED 13x3=39 PCS)

DISPLAY TYPE	TFT-RGB, WVE, TRANSMISSIVE
DISPLAY RESOLUTION	800 X RGB X 480
VIEWING ANGLE	6 O'CLOCK
MUX RATIO AND BIAS LEVEL	1:480 DUTY
VOLTAGE FOR LOGIC CIRCUIT (VCC)	3.3V
OPERATING TEMPERATURE	-30°C TO +80°C
STORAGE TEMPERATURE	-30°C TO +80°C
BACKLIGHT	N/A
TYPE	WHITE
SAVED LENGTH	N/A
DRIVING VOLTAGE (LUMINANCE@200MA)	-3.0V@200MA
LUMINANCE@200MA (ON THE BACKLIGHT SURFACE)	MIN: 1500 MAX: 1500

TITLE: SPECIFICATION OF MODULE		
PROJECT NO.: TLM-T700T2120-01		
CUSTOMER NO.:	IN	
TOLERANCE UNLESS OTHERWISE SPECIFIED:	XX ±0.3 XXX ±0.1	
DIMENSIONS IN MM		
MATERIAL: N/A	FINISH: N/A	
SCALE: 1:1 (NOT ON SCALE)	OVERALL THK: N/A	
THIRD ANGLE PROJECTION		
NAME	SIGN	DATE
DRAWN: TONY CAD		08.05.07
CHECKED: DENG JUN		
APPROVED: ICE CHEN		
ITEM NO.:	TLM-T700T2120-01	
DESCRIPTION:	CD+FPC+PCBA+CDN+BL+BZ	
FILE NO.:	TLM-T700T2120-01REV: 0	
SHEET	1 OF 1	

1	2	3	4	5	6	7	8	9	10	11	12	13	14	15
CLK	HSYNC	VSYNC	GND	R0	R1	R2	R3	R4	R5	GND	G0	G1	G2	G3
16	17	18	19	20	21	22	23	24	25	26	27	28	29	30
G4	G5	GND	B0	B1	B2	B3	B4	B5	GND	DENB	VCC	VCC	RLA	UDA

NOTES:

- ◇ : SPECIAL CHARACTERISTIC
- + : SAFETY CHARACTERISTIC
- ▽ : CRITICAL DIMENSION
- ∠ : REFERENCE DIMENSION

