

Compact-sized Snap Action Switches

MQS-54/-54A Series

Features

- ◇ Flux-resistant construction with integrally molded terminals.
- ◇ 4 variations with low operating force (0.25N) to high operating force (1.47N).
- ◇ Lead wire terminal, PC board terminal, #110 Quick-connect terminal, PC board terminal Right/Left angle are available.
- ◇ UL, CSA (C-UL) approved. File No. : E90211



Actual size

Applications

- ◇ Communication equipment (Telephone, Fax etc.)
- ◇ Home appliances (Air-conditioner, Washing machine, Cleaner etc.)

Products Number system

MQS-54 []-[] [] []-[]

— Contact form

Blank : Transfer type A : COM-NO type

COM NO NC

COM NO Dummy

— Operating force (Pin plunger type)

1: MAX0.25N(25gf)	5: MAX0.98N(100gf)
3: MAX0.49N(50gf)	7: MAX1.47N(150gf)

— Actuator

Blank : Pin plunger type			
L1 : Hinge short lever L=5mm			
L : Hinge lever L=7.15mm			
L2 : Hinge long lever L=13.1mm			
L3 : Hinge long lever L=26.1mm			
D : Hinge R2.5 lever L=6.3mm			
D3 : Hinge R1.3 lever L=6.3mm			
D2 : Hinge roller lever L=5mm			
C : Pin plunger type			
C1 : Hinge short lever L=5mm			
C2 : Hinge R2 lever L=1.1mm			

Notes. C, C1, C2 is the type with inside lever hook.
Please see dimensions for details.

— Contact

Blank : Silver alloy AU : Gold clad triple layer

U2 : Gold clad twin layer

— Terminal

Blank : Lead wire terminal		PR : PC board terminal right angle		
P : PC board terminal		PL : PC board terminal left angle		
F : #110 Quick-connect terminal				

□ UL, CSA(C-UL) Ratings

Contacts	Operating force code	UL,CSA(C-UL) Ratings
Silver alloy contact type	3 , 5 , 7 type	3A 250V AC / 3A 30V DC
Gold clad triple layer contact type	1 , 3 , 5 , 7 type	0.1A 125V AC / 0.1A 30V DC

Please see the approved standard list.

□ Typical Specifications

Item	Specifications							
Contact	Silver alloy contact type				Gold clad twin / triple layer contact type			
Operating force (Pin plunger type)	MAX 0.25N (25gf)	MAX 0.49N (50gf)	MAX 0.98N (100gf)	MAX 1.47N (150gf)	MAX 0.25N (25gf)	MAX 0.49N (50gf)	MAX 0.98N (100gf)	MAX 1.47N (150gf)
Ratings (Resistive load)	0.1A 125V AC 0.1A 30V DC	3A 125V AC 3A 30V DC			0.1A 125V AC 0.1A 30V DC			
Mechanical life	1,000,000 cycles							
Electrical life	200,000 cycles	50,000 cycles			200,000 cycles			
Contact resistance (Initial)	MAX 500 milliohm	MAX 30 milliohm			MAX 500 milliohm	MAX 100 milliohm		
Insulation Resistance	MIN 100 megohm 500V DC							
Withstanding voltage	Between open contacts : 1000V AC 1min				Between each terminal and non live metal part : 1500V AC 1min			
					Between each terminal and each : 1500V AC 1min			
Resistibility to vibration (Pin plunger type)	double amplitude : 1.5mm , frequency : 10 to 55Hz Each direction Open contact shall be less than 1 ms at the above.							
Resistibility to shock (Pin plunger type)	MIN 5G	MIN 15G	MIN 30G		MIN 5G	MIN 15G	MIN 30G	
	Open contact shall be less than 1 ms at the above conditions.							
Allowable operating speed (at no load)	1 to 500 mm/sec.							
Max. operating cycle rate (at no load)	120 times/min.							
Operating temperature range	-20 to +70 degree Celsius							
Ambient humidity	MAX 85%RH							

□ Range of current

Contacts specification	Range of current				Operating force (MAX) (Pin plunger type)			
	1mA	10mA	100mA	3A	0.25N(25gf)	0.49N(50gf)	0.98N(100gf)	1.47N(150gf)
Silver alloy			↔		●			
				↔		●	●	●
Gold clad triple layer	↔	↔			●	●	●	●
Gold clad twin layer	↔	↔			●	●	●	●

□ Products line

◇ Silver alloy contact type

Transfer type : MQS-54[]-_-_- ([] is blank)

COM-NO type : MQS-54[A]-_-_- (A in [])

The type with inside lever hook (actuator code C,C1,C2) is transfer type only.

Actuator	No	Operating force (MAX)	*Approved standard	Lead wire terminal	PC board terminal	#110 Quick-connect terminal	PC board terminal right angle	PC board terminal left angle
			C-UL	Products No.	Products No.	Products No.	Products No.	Products No.
Pin plunger type (Blank)	1	0.25N	-	MQS-54[]-1	MQS-54[]-1-P	MQS-54[]-1-F	MQS-54[]-1-PR	MQS-54[]-1-PL
		0.49N	2	MQS-54[]-3	MQS-54[]-3-P	MQS-54[]-3-F	MQS-54[]-3-PR	MQS-54[]-3-PL
		0.98N	2	MQS-54[]-5	MQS-54[]-5-P	MQS-54[]-5-F	MQS-54[]-5-PR	MQS-54[]-5-PL
		1.47N	2	MQS-54[]-7	MQS-54[]-7-P	MQS-54[]-7-F	MQS-54[]-7-PR	MQS-54[]-7-PL
Hinge short lever (L1)	2	0.10N	-	MQS-54[]-1L1	MQS-54[]-1L1-P	MQS-54[]-1L1-F	MQS-54[]-1L1-PR	MQS-54[]-1L1-PL
		0.20N	2	MQS-54[]-3L1	MQS-54[]-3L1-P	MQS-54[]-3L1-F	MQS-54[]-3L1-PR	MQS-54[]-3L1-PL
		0.39N	2	MQS-54[]-5L1	MQS-54[]-5L1-P	MQS-54[]-5L1-F	MQS-54[]-5L1-PR	MQS-54[]-5L1-PL
		0.59N	2	MQS-54[]-7L1	MQS-54[]-7L1-P	MQS-54[]-7L1-F	MQS-54[]-7L1-PR	MQS-54[]-7L1-PL
Hinge lever (L)	3	0.08N	-	MQS-54[]-1L	MQS-54[]-1L-P	MQS-54[]-1L-F	MQS-54[]-1L-PR	MQS-54[]-1L-PL
		0.16N	2	MQS-54[]-3L	MQS-54[]-3L-P	MQS-54[]-3L-F	MQS-54[]-3L-PR	MQS-54[]-3L-PL
		0.34N	2	MQS-54[]-5L	MQS-54[]-5L-P	MQS-54[]-5L-F	MQS-54[]-5L-PR	MQS-54[]-5L-PL
		0.54N	2	MQS-54[]-7L	MQS-54[]-7L-P	MQS-54[]-7L-F	MQS-54[]-7L-PR	MQS-54[]-7L-PL
Hinge long lever (L2)	4	0.12N	2	MQS-54[]-3L2	MQS-54[]-3L2-P	MQS-54[]-3L2-F	MQS-54[]-3L2-PR	MQS-54[]-3L2-PL
		0.25N	2	MQS-54[]-5L2	MQS-54[]-5L2-P	MQS-54[]-5L2-F	MQS-54[]-5L2-PR	MQS-54[]-5L2-PL
		0.44N	2	MQS-54[]-7L2	MQS-54[]-7L2-P	MQS-54[]-7L2-F	MQS-54[]-7L2-PR	MQS-54[]-7L2-PL
Hinge long lever (L3)	5	0.10N	2	MQS-54[]-3L3	MQS-54[]-3L3-P	MQS-54[]-3L3-F	MQS-54[]-3L3-PR	MQS-54[]-3L3-PL
		0.20N	2	MQS-54[]-5L3	MQS-54[]-5L3-P	MQS-54[]-5L3-F	MQS-54[]-5L3-PR	MQS-54[]-5L3-PL
		0.34N	2	MQS-54[]-7L3	MQS-54[]-7L3-P	MQS-54[]-7L3-F	MQS-54[]-7L3-PR	MQS-54[]-7L3-PL
Hinge R2.5 lever (D)	6	0.08N	-	MQS-54[]-1D	MQS-54[]-1D-P	MQS-54[]-1D-F	MQS-54[]-1D-PR	MQS-54[]-1D-PL
		0.16N	2	MQS-54[]-3D	MQS-54[]-3D-P	MQS-54[]-3D-F	MQS-54[]-3D-PR	MQS-54[]-3D-PL
		0.34N	2	MQS-54[]-5D	MQS-54[]-5D-P	MQS-54[]-5D-F	MQS-54[]-5D-PR	MQS-54[]-5D-PL
		0.54N	2	MQS-54[]-7D	MQS-54[]-7D-P	MQS-54[]-7D-F	MQS-54[]-7D-PR	MQS-54[]-7D-PL
Hinge R1.3 lever (D3)	7	0.08N	-	MQS-54[]-1D3	MQS-54[]-1D3-P	MQS-54[]-1D3-F	MQS-54[]-1D3-PR	MQS-54[]-1D3-PL
		0.16N	2	MQS-54[]-3D3	MQS-54[]-3D3-P	MQS-54[]-3D3-F	MQS-54[]-3D3-PR	MQS-54[]-3D3-PL
		0.34N	2	MQS-54[]-5D3	MQS-54[]-5D3-P	MQS-54[]-5D3-F	MQS-54[]-5D3-PR	MQS-54[]-5D3-PL
		0.54N	2	MQS-54[]-7D3	MQS-54[]-7D3-P	MQS-54[]-7D3-F	MQS-54[]-7D3-PR	MQS-54[]-7D3-PL
Hinge roller lever (D2)	8	0.10N	-	MQS-54[]-1D2	MQS-54[]-1D2-P	MQS-54[]-1D2-F	MQS-54[]-1D2-PR	MQS-54[]-1D2-PL
		0.20N	2	MQS-54[]-3D2	MQS-54[]-3D2-P	MQS-54[]-3D2-F	MQS-54[]-3D2-PR	MQS-54[]-3D2-PL
		0.39N	2	MQS-54[]-5D2	MQS-54[]-5D2-P	MQS-54[]-5D2-F	MQS-54[]-5D2-PR	MQS-54[]-5D2-PL
		0.59N	2	MQS-54[]-7D2	MQS-54[]-7D2-P	MQS-54[]-7D2-F	MQS-54[]-7D2-PR	MQS-54[]-7D2-PL
Pin plunger type (C)	9	0.25N	-	MQS-54-1C	MQS-54-1C-P	MQS-54-1C-F	MQS-54-1C-PR	MQS-54-1C-PL
		0.49N	2	MQS-54-3C	MQS-54-3C-P	MQS-54-3C-F	MQS-54-3C-PR	MQS-54-3C-PL
		0.98N	2	MQS-54-5C	MQS-54-5C-P	MQS-54-5C-F	MQS-54-5C-PR	MQS-54-5C-PL
		1.47N	2	MQS-54-7C	MQS-54-7C-P	MQS-54-7C-F	MQS-54-7C-PR	MQS-54-7C-PL
Hinge short lever (C1)	10	0.10N	-	MQS-54-1C1	MQS-54-1C1-P	MQS-54-1C1-F	MQS-54-1C1-PR	MQS-54-1C1-PL
		0.20N	2	MQS-54-3C1	MQS-54-3C1-P	MQS-54-3C1-F	MQS-54-3C1-PR	MQS-54-3C1-PL
		0.39N	2	MQS-54-5C1	MQS-54-5C1-P	MQS-54-5C1-F	MQS-54-5C1-PR	MQS-54-5C1-PL
		0.59N	2	MQS-54-7C1	MQS-54-7C1-P	MQS-54-7C1-F	MQS-54-7C1-PR	MQS-54-7C1-PL
Hinge R2 lever (C2)	11	0.15N	-	MQS-54-1C2	MQS-54-1C2-P	MQS-54-1C2-F	MQS-54-1C2-PR	MQS-54-1C2-PL
		0.29N	2	MQS-54-3C2	MQS-54-3C2-P	MQS-54-3C2-F	MQS-54-3C2-PR	MQS-54-3C2-PL
		0.59N	2	MQS-54-5C2	MQS-54-5C2-P	MQS-54-5C2-F	MQS-54-5C2-PR	MQS-54-5C2-PL
		0.88N	2	MQS-54-7C2	MQS-54-7C2-P	MQS-54-7C2-F	MQS-54-7C2-PR	MQS-54-7C2-PL

* The number represents ratings. 1 : 0.1A 125V AC / 0.1A 30V DC
2 : 3A 250V AC / 3A 30V DC

◇ Gold clad triple layer contact type

Transfer type : MQS-54[]- _AU- ([] is blank)

COM-NO type : MQS-54[A]- _AU- (A in [])

The type with inside lever hook (actuator code C,C1,C2) is transfer type only.

Actuator	No	Operating force (MAX)	*Approved standard	Lead wire terminal	PC board terminal	#110 Quick-connect terminal	PC board terminal right angle	PC board terminal left angle
			C-UL	Products No.	Products No.	Products No.	Products No.	Products No.
Pin plunger type (Blank)	1	0.25N	1	MQS-54[]-1AU	MQS-54[]-1AU-P	MQS-54[]-1AU-F	MQS-54[]-1AU-PR	MQS-54[]-1AU-PL
		0.49N	1	MQS-54[]-3AU	MQS-54[]-3AU-P	MQS-54[]-3AU-F	MQS-54[]-3AU-PR	MQS-54[]-3AU-PL
		0.98N	1	MQS-54[]-5AU	MQS-54[]-5AU-P	MQS-54[]-5AU-F	MQS-54[]-5AU-PR	MQS-54[]-5AU-PL
		1.47N	1	MQS-54[]-7AU	MQS-54[]-7AU-P	MQS-54[]-7AU-F	MQS-54[]-7AU-PR	MQS-54[]-7AU-PL
Hinge short lever (L1)	2	0.10N	1	MQS-54[]-1L1AU	MQS-54[]-1L1AU-P	MQS-54[]-1L1AU-F	MQS-54[]-1L1AU-PR	MQS-54[]-1L1AU-PL
		0.20N	1	MQS-54[]-3L1AU	MQS-54[]-3L1AU-P	MQS-54[]-3L1AU-F	MQS-54[]-3L1AU-PR	MQS-54[]-3L1AU-PL
		0.39N	1	MQS-54[]-5L1AU	MQS-54[]-5L1AU-P	MQS-54[]-5L1AU-F	MQS-54[]-5L1AU-PR	MQS-54[]-5L1AU-PL
		0.59N	1	MQS-54[]-7L1AU	MQS-54[]-7L1AU-P	MQS-54[]-7L1AU-F	MQS-54[]-7L1AU-PR	MQS-54[]-7L1AU-PL
Hinge lever (L)	3	0.08N	1	MQS-54[]-1LAU	MQS-54[]-1LAU-P	MQS-54[]-1LAU-F	MQS-54[]-1LAU-PR	MQS-54[]-1LAU-PL
		0.16N	1	MQS-54[]-3LAU	MQS-54[]-3LAU-P	MQS-54[]-3LAU-F	MQS-54[]-3LAU-PR	MQS-54[]-3LAU-PL
		0.34N	1	MQS-54[]-5LAU	MQS-54[]-5LAU-P	MQS-54[]-5LAU-F	MQS-54[]-5LAU-PR	MQS-54[]-5LAU-PL
		0.54N	1	MQS-54[]-7LAU	MQS-54[]-7LAU-P	MQS-54[]-7LAU-F	MQS-54[]-7LAU-PR	MQS-54[]-7LAU-PL
Hinge long lever (L2)	4	0.12N	1	MQS-54[]-3L2AU	MQS-54[]-3L2AU-P	MQS-54[]-3L2AU-F	MQS-54[]-3L2AU-PR	MQS-54[]-3L2AU-PL
		0.25N	1	MQS-54[]-5L2AU	MQS-54[]-5L2AU-P	MQS-54[]-5L2AU-F	MQS-54[]-5L2AU-PR	MQS-54[]-5L2AU-PL
		0.44N	1	MQS-54[]-7L2AU	MQS-54[]-7L2AU-P	MQS-54[]-7L2AU-F	MQS-54[]-7L2AU-PR	MQS-54[]-7L2AU-PL
Hinge long lever (L3)	5	0.10N	1	MQS-54[]-3L3AU	MQS-54[]-3L3AU-P	MQS-54[]-3L3AU-F	MQS-54[]-3L3AU-PR	MQS-54[]-3L3AU-PL
		0.20N	1	MQS-54[]-5L3AU	MQS-54[]-5L3AU-P	MQS-54[]-5L3AU-F	MQS-54[]-5L3AU-PR	MQS-54[]-5L3AU-PL
		0.34N	1	MQS-54[]-7L3AU	MQS-54[]-7L3AU-P	MQS-54[]-7L3AU-F	MQS-54[]-7L3AU-PR	MQS-54[]-7L3AU-PL
Hinge R2.5 lever (D)	6	0.08N	1	MQS-54[]-1DAU	MQS-54[]-1DAU-P	MQS-54[]-1DAU-F	MQS-54[]-1DAU-PR	MQS-54[]-1DAU-PL
		0.16N	1	MQS-54[]-3DAU	MQS-54[]-3DAU-P	MQS-54[]-3DAU-F	MQS-54[]-3DAU-PR	MQS-54[]-3DAU-PL
		0.34N	1	MQS-54[]-5DAU	MQS-54[]-5DAU-P	MQS-54[]-5DAU-F	MQS-54[]-5DAU-PR	MQS-54[]-5DAU-PL
		0.54N	1	MQS-54[]-7DAU	MQS-54[]-7DAU-P	MQS-54[]-7DAU-F	MQS-54[]-7DAU-PR	MQS-54[]-7DAU-PL
Hinge R1.3 lever (D3)	7	0.08N	1	MQS-54[]-1D3AU	MQS-54[]-1D3AU-P	MQS-54[]-1D3AU-F	MQS-54[]-1D3AU-PR	MQS-54[]-1D3AU-PL
		0.16N	1	MQS-54[]-3D3AU	MQS-54[]-3D3AU-P	MQS-54[]-3D3AU-F	MQS-54[]-3D3AU-PR	MQS-54[]-3D3AU-PL
		0.34N	1	MQS-54[]-5D3AU	MQS-54[]-5D3AU-P	MQS-54[]-5D3AU-F	MQS-54[]-5D3AU-PR	MQS-54[]-5D3AU-PL
		0.54N	1	MQS-54[]-7D3AU	MQS-54[]-7D3AU-P	MQS-54[]-7D3AU-F	MQS-54[]-7D3AU-PR	MQS-54[]-7D3AU-PL
Hinge roller lever (D2)	8	0.10N	1	MQS-54[]-1D2AU	MQS-54[]-1D2AU-P	MQS-54[]-1D2AU-F	MQS-54[]-1D2AU-PR	MQS-54[]-1D2AU-PL
		0.20N	1	MQS-54[]-3D2AU	MQS-54[]-3D2AU-P	MQS-54[]-3D2AU-F	MQS-54[]-3D2AU-PR	MQS-54[]-3D2AU-PL
		0.39N	1	MQS-54[]-5D2AU	MQS-54[]-5D2AU-P	MQS-54[]-5D2AU-F	MQS-54[]-5D2AU-PR	MQS-54[]-5D2AU-PL
		0.59N	1	MQS-54[]-7D2AU	MQS-54[]-7D2AU-P	MQS-54[]-7D2AU-F	MQS-54[]-7D2AU-PR	MQS-54[]-7D2AU-PL
Pin plunger type (C)	9	0.25N	1	MQS-54-1CAU	MQS-54-1CAU-P	MQS-54-1CAU-F	MQS-54-1CAU-PR	MQS-54-1CAU-PL
		0.49N	1	MQS-54-3CAU	MQS-54-3CAU-P	MQS-54-3CAU-F	MQS-54-3CAU-PR	MQS-54-3CAU-PL
		0.98N	1	MQS-54-5CAU	MQS-54-5CAU-P	MQS-54-5CAU-F	MQS-54-5CAU-PR	MQS-54-5CAU-PL
		1.47N	1	MQS-54-7CAU	MQS-54-7CAU-P	MQS-54-7CAU-F	MQS-54-7CAU-PR	MQS-54-7CAU-PL
Hinge short lever (C1)	10	0.10N	1	MQS-54-1C1AU	MQS-54-1C1AU-P	MQS-54-1C1AU-F	MQS-54-1C1AU-PR	MQS-54-1C1AU-PL
		0.20N	1	MQS-54-3C1AU	MQS-54-3C1AU-P	MQS-54-3C1AU-F	MQS-54-3C1AU-PR	MQS-54-3C1AU-PL
		0.39N	1	MQS-54-5C1AU	MQS-54-5C1AU-P	MQS-54-5C1AU-F	MQS-54-5C1AU-PR	MQS-54-5C1AU-PL
		0.59N	1	MQS-54-7C1AU	MQS-54-7C1AU-P	MQS-54-7C1AU-F	MQS-54-7C1AU-PR	MQS-54-7C1AU-PL
Hinge R2 lever (C2)	11	0.15N	1	MQS-54-1C2AU	MQS-54-1C2AU-P	MQS-54-1C2AU-F	MQS-54-1C2AU-PR	MQS-54-1C2AU-PL
		0.29N	1	MQS-54-3C2AU	MQS-54-3C2AU-P	MQS-54-3C2AU-F	MQS-54-3C2AU-PR	MQS-54-3C2AU-PL
		0.59N	1	MQS-54-5C2AU	MQS-54-5C2AU-P	MQS-54-5C2AU-F	MQS-54-5C2AU-PR	MQS-54-5C2AU-PL
		0.88N	1	MQS-54-7C2AU	MQS-54-7C2AU-P	MQS-54-7C2AU-F	MQS-54-7C2AU-PR	MQS-54-7C2AU-PL

* The number represents ratings. 1 : 0.1A 125V AC / 0.1A 30V DC
2 : 3A 250V AC / 3A 30V DC

◇ Gold clad twin layer contact type

Transfer type : MQS-54[]-_-U2- ([] is blank)

COM-NO type : MQS-54[A]-_-U2- (A in [])

The type with inside lever hook (actuator code C,C1,C2) is transfer type only.

Actuator	No	Operating force (MAX)	*Approved standard	Lead wire terminal	PC board terminal	#110 Quick-connect terminal	PC board terminal right angle	PC board terminal left angle
			C-UL	Products No.	Products No.	Products No.	Products No.	Products No.
Pin plunger type (Blank)	1	0.25N	-	MQS-54[]-1U2	MQS-54[]-1U2-P	MQS-54[]-1U2-F	MQS-54[]-1U2-PR	MQS-54[]-1U2-PL
		0.49N	-	MQS-54[]-3U2	MQS-54[]-3U2-P	MQS-54[]-3U2-F	MQS-54[]-3U2-PR	MQS-54[]-3U2-PL
		0.98N	-	MQS-54[]-5U2	MQS-54[]-5U2-P	MQS-54[]-5U2-F	MQS-54[]-5U2-PR	MQS-54[]-5U2-PL
		1.47N	-	MQS-54[]-7U2	MQS-54[]-7U2-P	MQS-54[]-7U2-F	MQS-54[]-7U2-PR	MQS-54[]-7U2-PL
Hinge short lever (L1)	2	0.10N	-	MQS-54[]-1L1U2	MQS-54[]-1L1U2-P	MQS-54[]-1L1U2-F	MQS-54[]-1L1U2-PR	MQS-54[]-1L1U2-PL
		0.20N	-	MQS-54[]-3L1U2	MQS-54[]-3L1U2-P	MQS-54[]-3L1U2-F	MQS-54[]-3L1U2-PR	MQS-54[]-3L1U2-PL
		0.39N	-	MQS-54[]-5L1U2	MQS-54[]-5L1U2-P	MQS-54[]-5L1U2-F	MQS-54[]-5L1U2-PR	MQS-54[]-5L1U2-PL
		0.59N	-	MQS-54[]-7L1U2	MQS-54[]-7L1U2-P	MQS-54[]-7L1U2-F	MQS-54[]-7L1U2-PR	MQS-54[]-7L1U2-PL
Hinge lever (L)	3	0.08N	-	MQS-54[]-1LU2	MQS-54[]-1LU2-P	MQS-54[]-1LU2-F	MQS-54[]-1LU2-PR	MQS-54[]-1LU2-PL
		0.16N	-	MQS-54[]-3LU2	MQS-54[]-3LU2-P	MQS-54[]-3LU2-F	MQS-54[]-3LU2-PR	MQS-54[]-3LU2-PL
		0.34N	-	MQS-54[]-5LU2	MQS-54[]-5LU2-P	MQS-54[]-5LU2-F	MQS-54[]-5LU2-PR	MQS-54[]-5LU2-PL
		0.54N	-	MQS-54[]-7LU2	MQS-54[]-7LU2-P	MQS-54[]-7LU2-F	MQS-54[]-7LU2-PR	MQS-54[]-7LU2-PL
Hinge long lever (L2)	4	0.12N	-	MQS-54[]-3L2U2	MQS-54[]-3L2U2-P	MQS-54[]-3L2U2-F	MQS-54[]-3L2U2-PR	MQS-54[]-3L2U2-PL
		0.25N	-	MQS-54[]-5L2U2	MQS-54[]-5L2U2-P	MQS-54[]-5L2U2-F	MQS-54[]-5L2U2-PR	MQS-54[]-5L2U2-PL
		0.44N	-	MQS-54[]-7L2U2	MQS-54[]-7L2U2-P	MQS-54[]-7L2U2-F	MQS-54[]-7L2U2-PR	MQS-54[]-7L2U2-PL
Hinge long lever (L3)	5	0.10N	-	MQS-54[]-3L3U2	MQS-54[]-3L3U2-P	MQS-54[]-3L3U2-F	MQS-54[]-3L3U2-PR	MQS-54[]-3L3U2-PL
		0.20N	-	MQS-54[]-5L3U2	MQS-54[]-5L3U2-P	MQS-54[]-5L3U2-F	MQS-54[]-5L3U2-PR	MQS-54[]-5L3U2-PL
		0.34N	-	MQS-54[]-7L3U2	MQS-54[]-7L3U2-P	MQS-54[]-7L3U2-F	MQS-54[]-7L3U2-PR	MQS-54[]-7L3U2-PL
Hinge R2.5 lever (D)	6	0.08N	-	MQS-54[]-1DU2	MQS-54[]-1DU2-P	MQS-54[]-1DU2-F	MQS-54[]-1DU2-PR	MQS-54[]-1DU2-PL
		0.16N	-	MQS-54[]-3DU2	MQS-54[]-3DU2-P	MQS-54[]-3DU2-F	MQS-54[]-3DU2-PR	MQS-54[]-3DU2-PL
		0.34N	-	MQS-54[]-5DU2	MQS-54[]-5DU2-P	MQS-54[]-5DU2-F	MQS-54[]-5DU2-PR	MQS-54[]-5DU2-PL
		0.54N	-	MQS-54[]-7DU2	MQS-54[]-7DU2-P	MQS-54[]-7DU2-F	MQS-54[]-7DU2-PR	MQS-54[]-7DU2-PL
Hinge R1.3 lever (D3)	7	0.08N	-	MQS-54[]-1D3U2	MQS-54[]-1D3U2-P	MQS-54[]-1D3U2-F	MQS-54[]-1D3U2-PR	MQS-54[]-1D3U2-PL
		0.16N	-	MQS-54[]-3D3U2	MQS-54[]-3D3U2-P	MQS-54[]-3D3U2-F	MQS-54[]-3D3U2-PR	MQS-54[]-3D3U2-PL
		0.34N	-	MQS-54[]-5D3U2	MQS-54[]-5D3U2-P	MQS-54[]-5D3U2-F	MQS-54[]-5D3U2-PR	MQS-54[]-5D3U2-PL
		0.54N	-	MQS-54[]-7D3U2	MQS-54[]-7D3U2-P	MQS-54[]-7D3U2-F	MQS-54[]-7D3U2-PR	MQS-54[]-7D3U2-PL
Hinge roller lever (D2)	8	0.10N	-	MQS-54[]-1D2U2	MQS-54[]-1D2U2-P	MQS-54[]-1D2U2-F	MQS-54[]-1D2U2-PR	MQS-54[]-1D2U2-PL
		0.20N	-	MQS-54[]-3D2U2	MQS-54[]-3D2U2-P	MQS-54[]-3D2U2-F	MQS-54[]-3D2U2-PR	MQS-54[]-3D2U2-PL
		0.39N	-	MQS-54[]-5D2U2	MQS-54[]-5D2U2-P	MQS-54[]-5D2U2-F	MQS-54[]-5D2U2-PR	MQS-54[]-5D2U2-PL
		0.59N	-	MQS-54[]-7D2U2	MQS-54[]-7D2U2-P	MQS-54[]-7D2U2-F	MQS-54[]-7D2U2-PR	MQS-54[]-7D2U2-PL
Pin plunger type (C)	9	0.25N	-	MQS-54-1CU2	MQS-54-1CU2-P	MQS-54-1CU2-F	MQS-54-1CU2-PR	MQS-54-1CU2-PL
		0.49N	-	MQS-54-3CU2	MQS-54-3CU2-P	MQS-54-3CU2-F	MQS-54-3CU2-PR	MQS-54-3CU2-PL
		0.98N	-	MQS-54-5CU2	MQS-54-5CU2-P	MQS-54-5CU2-F	MQS-54-5CU2-PR	MQS-54-5CU2-PL
		1.47N	-	MQS-54-7CU2	MQS-54-7CU2-P	MQS-54-7CU2-F	MQS-54-7CU2-PR	MQS-54-7CU2-PL
Hinge short lever (C1)	10	0.10N	-	MQS-54-1C1U2	MQS-54-1C1U2-P	MQS-54-1C1U2-F	MQS-54-1C1U2-PR	MQS-54-1C1U2-PL
		0.20N	-	MQS-54-3C1U2	MQS-54-3C1U2-P	MQS-54-3C1U2-F	MQS-54-3C1U2-PR	MQS-54-3C1U2-PL
		0.39N	-	MQS-54-5C1U2	MQS-54-5C1U2-P	MQS-54-5C1U2-F	MQS-54-5C1U2-PR	MQS-54-5C1U2-PL
		0.59N	-	MQS-54-7C1U2	MQS-54-7C1U2-P	MQS-54-7C1U2-F	MQS-54-7C1U2-PR	MQS-54-7C1U2-PL
Hinge R2 lever (C2)	11	0.15N	-	MQS-54-1C2U2	MQS-54-1C2U2-P	MQS-54-1C2U2-F	MQS-54-1C2U2-PR	MQS-54-1C2U2-PL
		0.29N	-	MQS-54-3C2U2	MQS-54-3C2U2-P	MQS-54-3C2U2-F	MQS-54-3C2U2-PR	MQS-54-3C2U2-PL
		0.59N	-	MQS-54-5C2U2	MQS-54-5C2U2-P	MQS-54-5C2U2-F	MQS-54-5C2U2-PR	MQS-54-5C2U2-PL
		0.88N	-	MQS-54-7C2U2	MQS-54-7C2U2-P	MQS-54-7C2U2-F	MQS-54-7C2U2-PR	MQS-54-7C2U2-PL

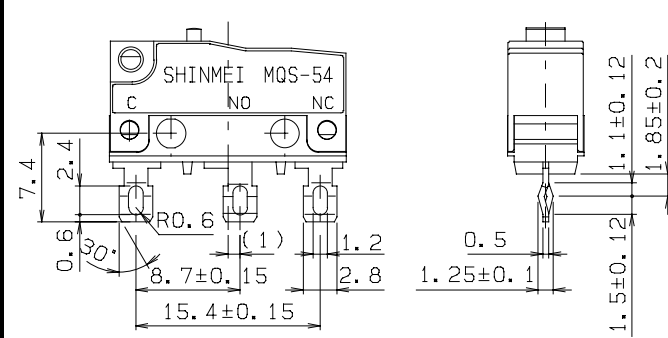
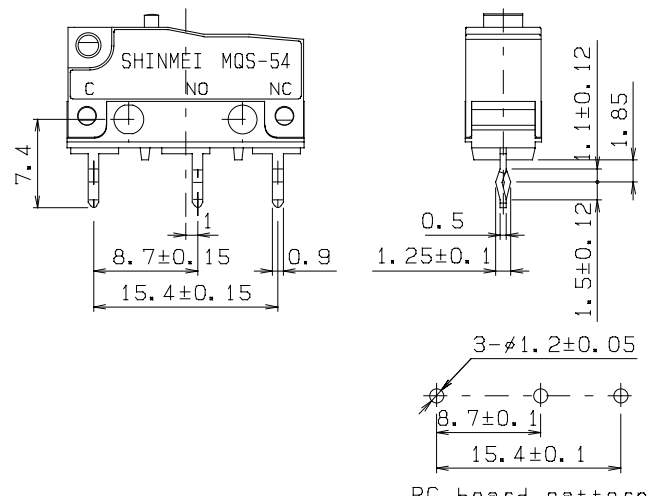
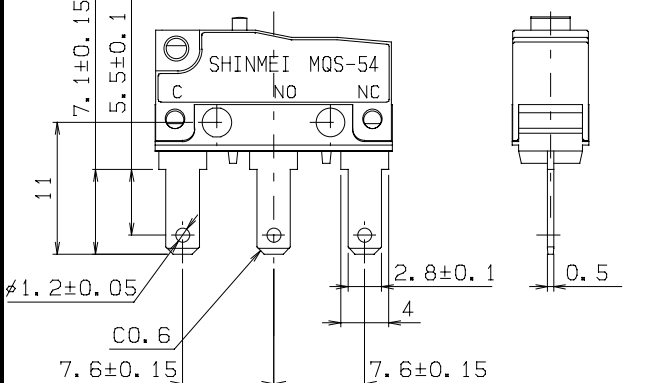
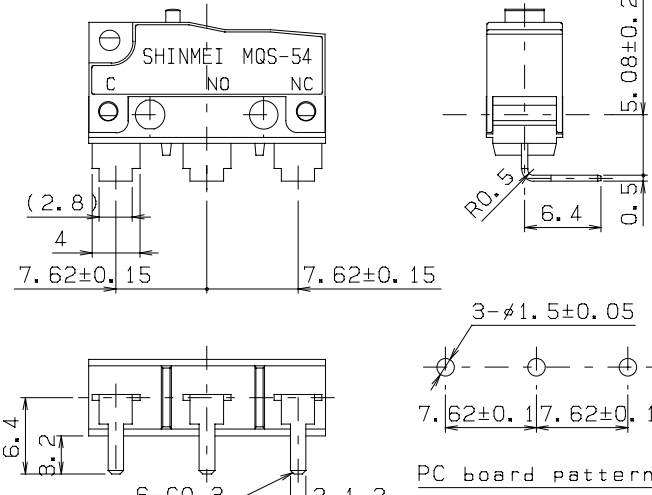
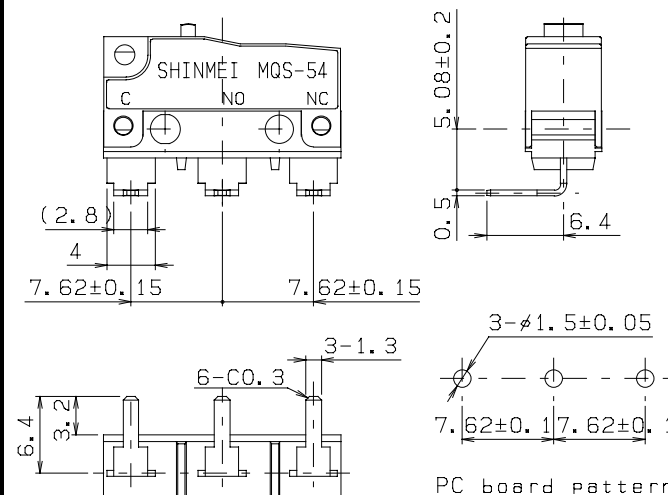
* The number represents ratings. 1 : 0.1A 125V AC / 0.1A 30V DC
2 : 3A 250V AC / 3A 30V DC

□ Operating characteristic

Actuator	Operating force code	O.F. MAX.	R.F. MIN	P.T. MAX	M.D. MAX	O.T. MIN	O.P.
Pin plunger type (Blank)	1	0.25N(25gf)	0.020N(2gf)	0.6mm	0.1mm	0.4mm	8.4 plus or minus 0.3mm
	3	0.49N(50gf)	0.074N(7.5gf)				
	5	0.98N(100gf)	0.150N(15gf)				
	7	1.47N(150gf)	0.200N(20gf)				
Hinge short lever (L1)	1	0.10N(10gf)	0.004N(0.4gf)	2.5mm	0.5mm	0.8mm	8.8 plus or minus 0.8mm
	3	0.20N(20gf)	0.017N(1.7gf)				
	5	0.39N(40gf)	0.034N(3.5gf)				
	7	0.59N(60gf)	0.039N(4gf)				
Hinge lever (L)	1	0.08N(8gf)	0.003N(0.35gf)	2.8mm	0.8mm	1.2mm	8.8 plus or minus 0.8mm
	3	0.16N(16gf)	0.015N(1.5gf)				
	5	0.34N(35gf)	0.029N(3gf)				
	7	0.54N(55gf)	0.034N(3.5gf)				
Hinge long lever (L2)	3	0.12N(12gf)	0.012N(1.2gf)	3.5mm	1.0mm	1.6mm	8.8 plus or minus 1.2mm
	5	0.25N(25gf)	0.025N(2.5gf)				
	7	0.44N(45gf)	0.029N(3gf)				
Hinge long lever (L3)	3	0.10N(10gf)	0.004N(0.4gf)	6.0mm	1.8mm	1.7mm	8.8 plus or minus 3.0mm
	5	0.20N(20gf)	0.017N(1.7gf)				
	7	0.34N(35gf)	0.029N(3gf)				
Hinge R2.5 lever (D)	1	0.08N(8gf)	0.003N(0.35gf)	2.8mm	0.8mm	1.2mm	11.65 plus or minus 0.8mm
	3	0.16N(16gf)	0.015N(1.5gf)				
	5	0.34N(35gf)	0.029N(3gf)				
	7	0.54N(55gf)	0.034N(3.5gf)				
Hinge R1.3 lever (D3)	1	0.08N(8gf)	0.003N(0.35gf)	2.8mm	0.8mm	1.2mm	10.7 plus or minus 0.8mm
	3	0.16N(16gf)	0.015N(1.5gf)				
	5	0.34N(35gf)	0.029N(3gf)				
	7	0.54N(55gf)	0.034N(3.5gf)				
Hinge roller lever (D2)	1	0.10N(10gf)	0.004N(0.4gf)	2.5mm	0.5mm	0.8mm	14.5 plus or minus 0.8mm
	3	0.20N(20gf)	0.017N(1.7gf)				
	5	0.39N(40gf)	0.034N(3.5gf)				
	7	0.59N(60gf)	0.039N(4gf)				
Pin plunger type (C)	1	0.25N(25gf)	0.020N(2gf)	0.6mm	0.1mm	0.4mm	8.4 plus or minus 0.3mm
	3	0.49N(50gf)	0.074N(7.5gf)				
	5	0.98N(100gf)	0.150N(15gf)				
	7	1.47N(150gf)	0.200N(20gf)				
Hinge short lever (C1)	1	0.10N(10gf)	0.004N(0.4gf)	2.5mm	0.5mm	0.8mm	8.8 plus or minus 0.8mm
	3	0.20N(20gf)	0.017N(1.7gf)				
	5	0.39N(40gf)	0.034N(3.5gf)				
	7	0.59N(60gf)	0.039N(4gf)				
Hinge R2 lever (C2)	1	0.15N(15gf)	0.015N(1.5gf)	3.0mm	0.8mm	0.4mm	12.0 plus or minus 1.0mm
	3	0.29N(30gf)	0.025N(2.5gf)				
	5	0.59N(60gf)	0.039N(4gf)				
	7	0.88N(90gf)	0.050N(5gf)				

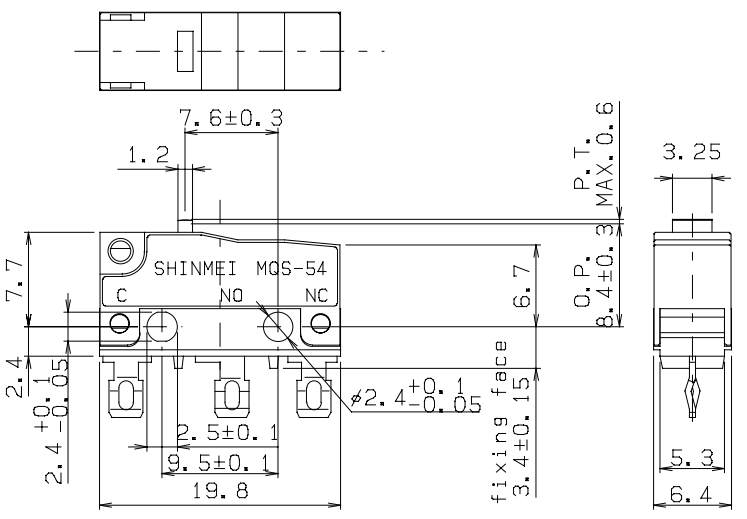
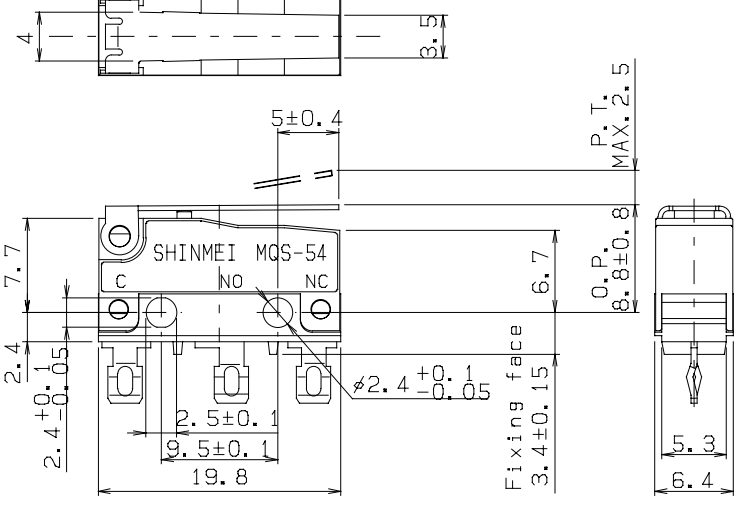
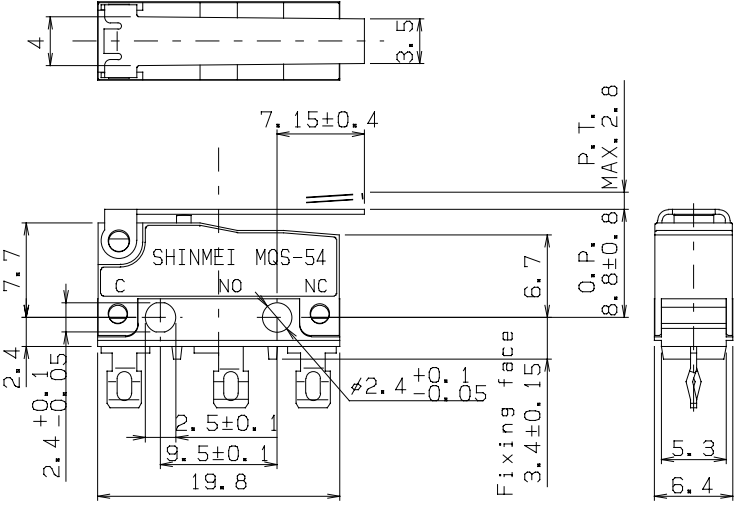
Terminal dimensions

Unit : mm

Lead wire terminal	PC board terminal
 <p>SHINMEI MQS-54 C NO NC</p> <p>Dimensions: 7.4, 2.4, 0.6, R0.6, 8.7±0.15, 15.4±0.15, 1.2, 2.8, 0.5, 1.25±0.1, 1.5±0.12, 1.1±0.12, 1.85±0.2</p>	 <p>SHINMEI MQS-54 C NO NC</p> <p>Dimensions: 7.4, 8.7±0.15, 15.4±0.15, 0.9, 1.25±0.1, 0.5, 1.5±0.12, 1.1±0.12, 1.85</p> <p>PC board pattern: 3-∅1.2±0.05, 8.7±0.1, 15.4±0.1</p>
#110 quick-connect terminal	PC board terminal right angle
 <p>SHINMEI MQS-54 C NO NC</p> <p>Dimensions: 7.1±0.15, 5.5±0.1, 11, ∅1.2±0.05, C0.6, 7.6±0.15, 2.8±0.1, 4, 0.5</p>	 <p>SHINMEI MQS-54 C NO NC</p> <p>Dimensions: (2.8), 4, 7.62±0.15, 7.62±0.15, R0.5, 6.4, 0.5, 5.08±0.2</p> <p>PC board pattern: 3-∅1.5±0.05, 7.62±0.1, 7.62±0.1</p>
<p>Notes. COM-NO type is with NC terminal cut</p>	
PC board terminal left angle	
 <p>SHINMEI MQS-54 C NO NC</p> <p>Dimensions: (2.8), 4, 7.62±0.15, 7.62±0.15, 5.08±0.2, 0.5, 6.4, 3-∅1.5±0.05, 7.62±0.1, 7.62±0.1, 3-1.3, 6-C0.3, 6.4, 3.2</p> <p>PC board pattern</p>	

Dimensions

Unit : mm

No	Style	Operating characteristics	
1	<p>Pin plunger type</p> 	P.T. MAX	0.6mm
		M.D. MAX	0.1mm
		O.T. MIN	0.4mm
		O.P. From fixing hole	8.4 plus or minus 0.3mm
		O.P. From fixing face	11.8 plus or minus 0.4mm
2	<p>Hinge short lever L=5mm</p> 	P.T. MAX	2.5mm
		M.D. MAX	0.5mm
		O.T. MIN	0.8mm
		O.P. From fixing hole	8.8 plus or minus 0.8mm
		O.P. From fixing face	12.2 plus or minus 0.9mm
3	<p>Hinge lever L=7.15mm</p> 	P.T. MAX	2.8mm
		M.D. MAX	0.8mm
		O.T. MIN	1.2mm
		O.P. From fixing hole	8.8 plus or minus 0.8mm
		O.P. From fixing face	12.2 plus or minus 0.9mm

Dimensions

Unit : mm

No	Style	Operating characteristic	
4	<p>Hinge long lever L=13.1mm</p>	P.T. MAX	3.5mm
		M.D. MAX	1.0mm
		O.T. MIN	1.6mm
		O.P. From fixing hole	8.8 plus or minus 1.2mm
		O.P. From fixing face	12.2 plus or minus 1.3mm
5	<p>Hinge long lever L=26.1mm</p>	P.T. MAX	6.0mm
		M.D. MAX	1.8mm
		O.T. MIN	1.7mm
		O.P. From fixing hole	8.8 plus or minus 3.0mm
		O.P. From fixing face	12.2 plus or minus 3.1mm
6	<p>Hinge R2.5 lever L=6.3mm</p>	P.T. MAX	2.8mm
		M.D. MAX	0.8mm
		O.T. MIN	1.2mm
		O.P. From fixing hole	11.65 plus or minus 0.8mm
		O.P. From fixing face	15.05 plus or minus 0.9mm

