

3mm Travel Medium Current Slide Switch SLG-22-465


1/3

Features

- ◇3mm travel.
- ◇For medium current rating.
- ◇Lead free.

Applications

- ◇Audio visual apparatus, such as CD radio cassette recorder, a stereo, and VTR
- ◇A game, a toy, pachinko,
- ◇Signal switching for office equipment's and telephone sets,



Products line

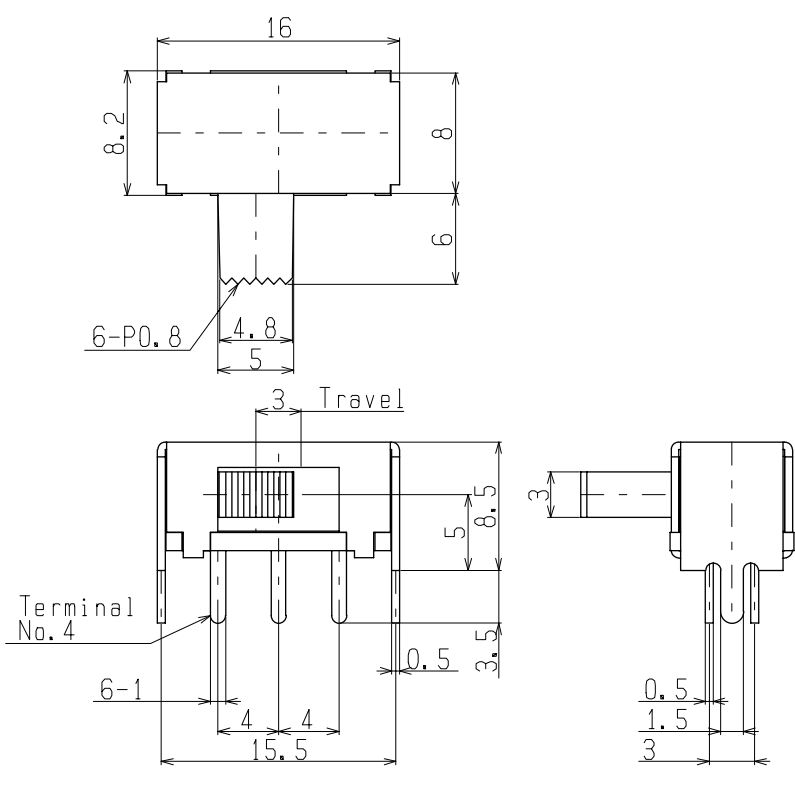
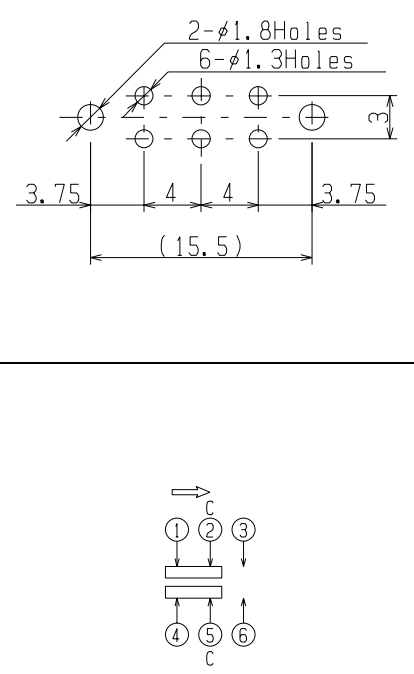
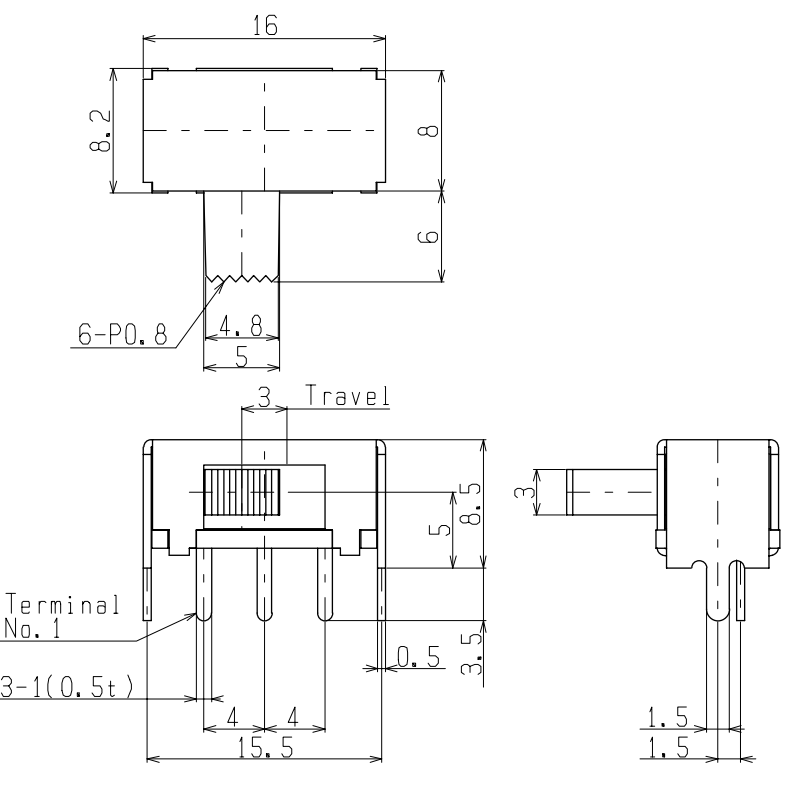
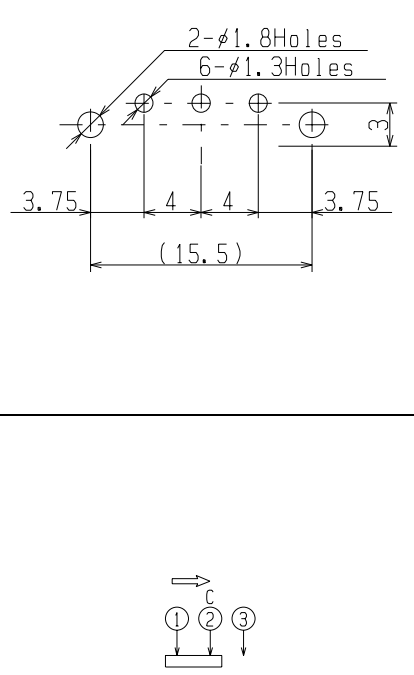
No	Products number	Poles	Positions	Changeover timing
1	SLG-22-465	2	2	Non-shorting
2	SLG-12-465A	1	2	

Typical specifications

Items	Specifications
Rating (max) (resistive load)	3A 10VDC
Contact resistance	20 milliohm
Insulation resistance	100 megohm
Withstanding voltage	500VAC 1min.
Operating force	2.94 plus or minus 1.47N
Operating life	10,000 cycles
Operation temperature range	From -10 to +60 degree Celsius
Storage temperature range	From -20 to +70 degree Celsius

Dimensions

Unit : mm

No	Style	PC board mounting hole dimension (TOP VIEW) Circuit diagram
1	<p>SLG-22-465</p> 	
2	<p>SLG-12-465A</p> 	

□ Notes

1. The appearance and specifications of the product may be modified to improve its performance without prior notice.
2. This catalog shows only outline specifications. When using the product, please obtain formal specifications.
3. Regardless of the applications of these products being introduced in this catalog, when using them for equipments and devices requiring a high degree of safety, respective manufacturers shall preserve the safety of the planned equipments and devices by providing necessary protective and redundancy circuits and reconfirm if safety is being duly preserved.
4. The general-use switches cannot be washed. If the switch is washed, the lubricating oil on contacts and mechanical portions may flow out and also detergent remains inside the switch, these may be the factors to cause intermittent contact, insulation fault and withstanding voltage fault. If you need the cleaning, please select the washable switch.
5. Please confirm the performance on actual operation by simulation with actual environment for high reliability.
6. The load of the switching in the secondary circuit is based on the resistive load with direct current. If you use other loads [inductive load (L), capacity load(C), etc.], please consult with us.
7. Select the switch ratings with enough allowance (rush current, steady state current) against operating voltage of the set.
8. Note that if the stress more than specifications is applied to the switch during the operation, they might cause deformation and defects in electrical performance. Care shall be taken not to apply abnormal stress to the switch.
9. In case of the soldering of the slide switches, it shall be made after the operating knob changes over completely. If the soldering goes on in course of switching, operating force may fall greatly.
10. In manual soldering, consider that the abnormal pressure of the soldering iron shall not be applied to the tip of the terminal as well do not apply any pressure for more than 1 minute after soldering.
11. Since there is a possibility of the melting of the soldering flux and the penetration into inside of the switch after soldering, do not wipe off flux with the solvent.
12. If the switches are used in the following environment, the performance and the characteristics may have bad influence. Under the environment of corrosive gas such as Cl_2 , H_2S , NO_2 , SO_2 , NH_3 .
At the place of the possibility of the attachment of water-drop, moisture, salty water, oil, agent and organic solvent.
Under the places of direct sunshine and dusty environment.
13. If the switches are not used immediately, please store them as delivered in the following environment: with temperature at -10 to 60 degree Celsius relative humidity 25 to 75% without water-drop and direct sunshine.
There might be the possibility of the chemical reaction by sulfur on the silver plated terminals which lead to the reduction of solderbility and creation of the oxidization and the rust, if the switches are stored in the high temperature and high humid environment for the long time (Approx. 6 months)
After the break of the seal, the remaining of the switches shall be stored in a plastic bag to separate them from the moisture and corrosive gas.