

Push-type Detector Switches


SW3AF-361 Series

Features

- ◇ Superior reliability at micro-current by employing a sliding contact.
- ◇ High reliability gained by gold contact for environment.

Applications


- ◇ Mechatronic detection for DAT units.



Actual size

Products Number System

SW 3 AF - [] [] [] - [] []



Products Line

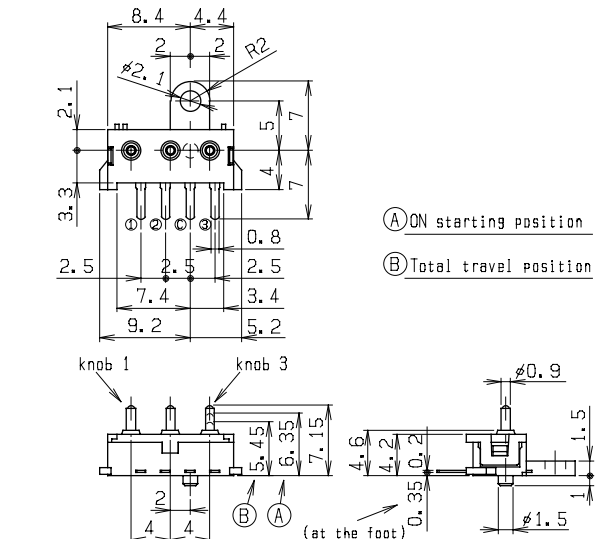
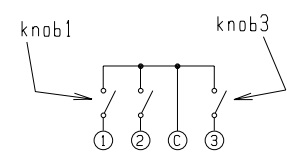
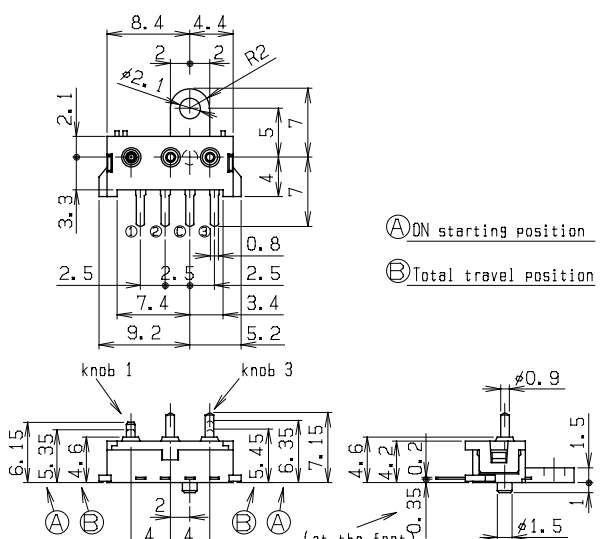
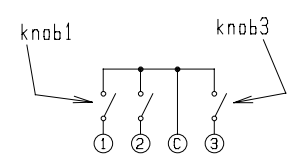
No	Products No	Pole	Position	Notes
1	SW3AF-361-10AU	3	1	
2	SW3AF-361-13AU	3	1	

Typical Specifications

Item	Specification
Ratings (max.)	0.2 to 5mA 5V DC (Resistive load)
Contact resistance	1 ohm max.
Insulation resistance	100 megohm min. 100V DC
Withstanding voltage	100V AC for 1min.
Operating life with load	100,000 cycles
Operating force	0.25N max.

Dimensions

Unit : mm

No	Style	Circuit diagram (TOP VIEW)
1	<p>SW3AF-361-10AU</p>  <p>(A) ON starting position (B) Total travel position</p> <p>(at the foot)</p>	
2	<p>SW3AF-361-13AU</p>  <p>(A) ON starting position (B) Total travel position</p> <p>(at the foot)</p>	

□ Notes

1. The appearance and specifications of the product may be modified to improve its performance without prior notice.
2. This catalog shows only outline specifications. When using the product, please obtain formal specifications.
3. Please see appendix [Cautions in Using Switches].
4. This switch is not washable.
5. Soldering shall be done with actuator at free position and take care not to attach flux on plastic portion.
6. Note that if the stress is applied to the terminals during soldering, they might cause deformation and defects in electrical performance.
7. In manual soldering, consideration should be given to apply the soldering iron to the tip of the terminal so that unusual pressure is not applied to the terminal.
8. In case circuit and software design consideration against chattering and bouncing shall be taken as below.
 - Read a few times. (Ex. 5ms for 5 times)
 - Set delay time.
 - Set integral circuit.
9. As to threshold voltage, center setting is recommended.
10. Care shall be taken not to apply stress to the body of switch as it may affect the performance.
11. Please confirm the performance on actual operation by simulation with actual environment environments for high reliability.