

# Paper detector, Detection Switches SW-168 / -169 Series

## Features

- ◇ Slight-touch switch for paper detection.
- ◇ Superior for reliability at micro-current by employing a sliding contact.
- ◇ Permits snap-in temporary mounting.
- ◇ A wide variety of operation components.


## Applications

- ◇ Paper detection for facsimiles and printers etc.
- ◇ For OA equipment.



## Products Number system

SW - [ ] [ ] [ ] - [ ] [ ]



Actual size

## Products Line

No	Products No.	Pole	Position	Operating force
1	SW-168-1AU	1	1	0.029N max
2	SW-168-15AU	1	1	0.029N max
3	SW-168-68AU	1	1	0.029N max
4	SW-169-82AU	1	1	0.030N max
5	SW-169-170AU	1	1	0.030N max

Note : The above 1 to 5 are the knob-variation. (Same body)

The above 3 are the terminal-style-variation. (Same knob)

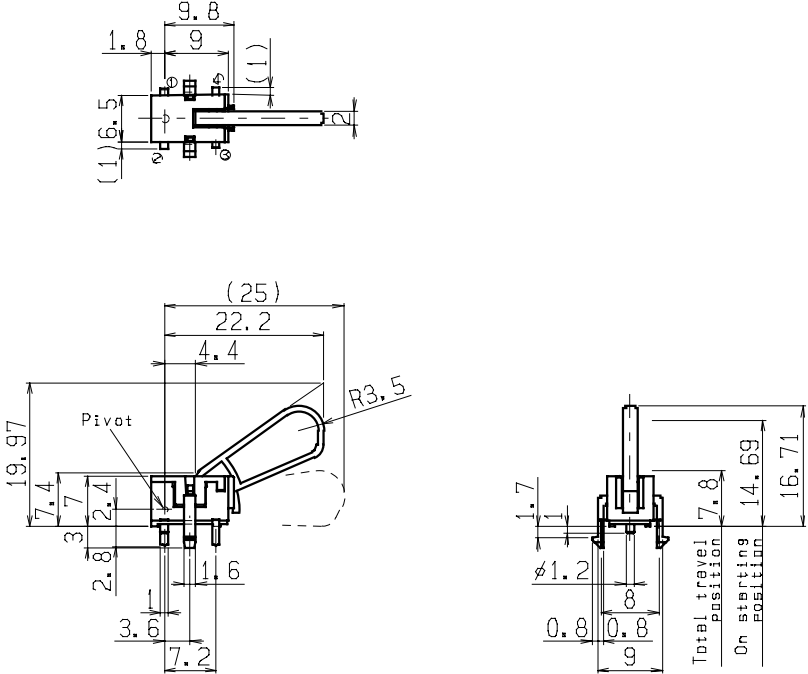
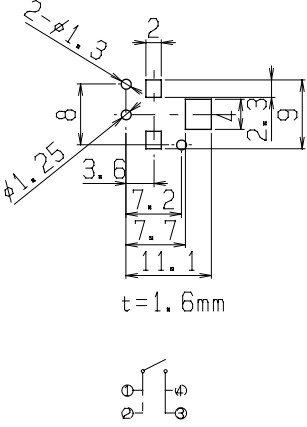
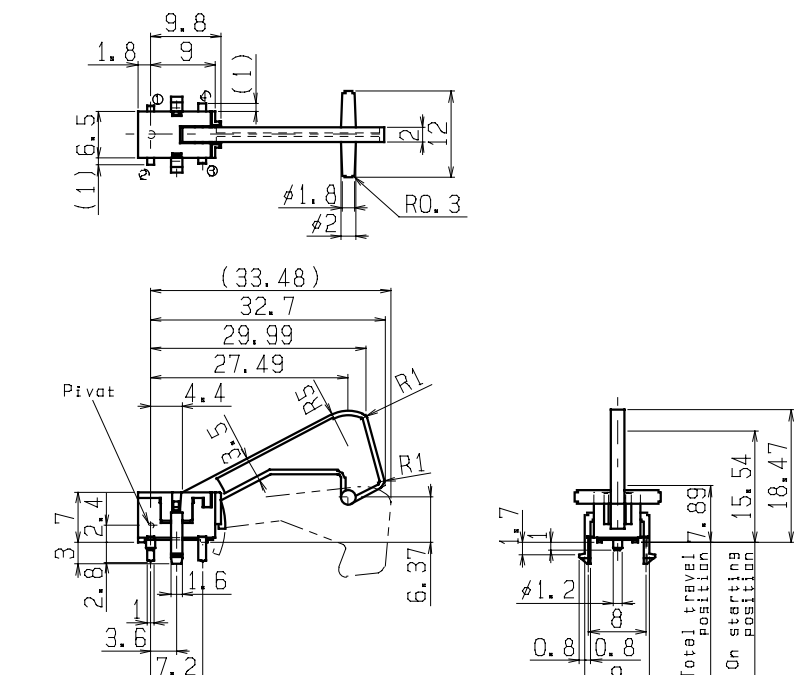
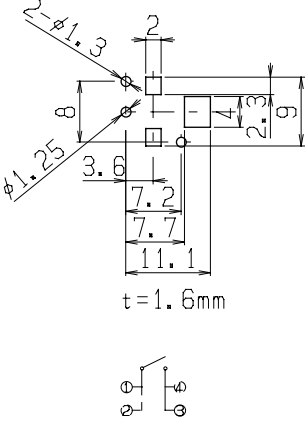
The above 4 to 5 are the terminal-disposition-variation. (Same knob)

## Typical Specifications

Item	Specifications
Ratings (max.)	1mA 5V DC (Resistive load)
Contact resistance	10 ohm max
Insulation resistance	50 megohm min. 100V DC
Withstanding voltage	100V AC for 1min
Electrical life	100,000 cycles

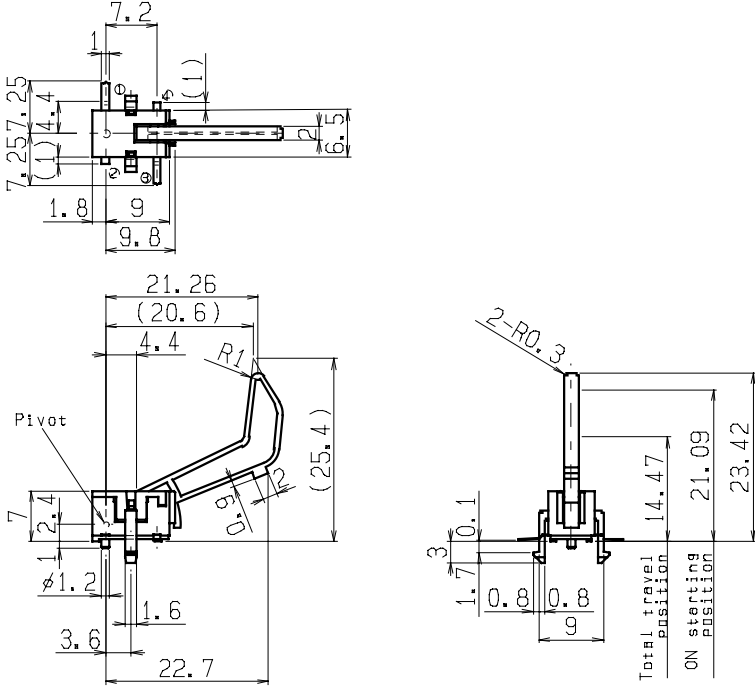
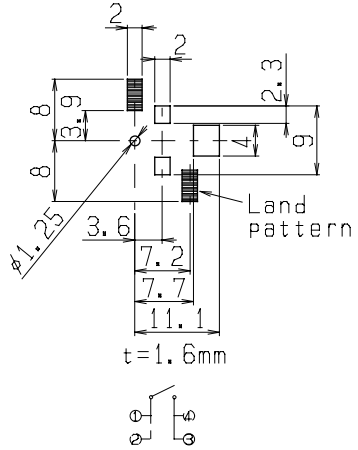
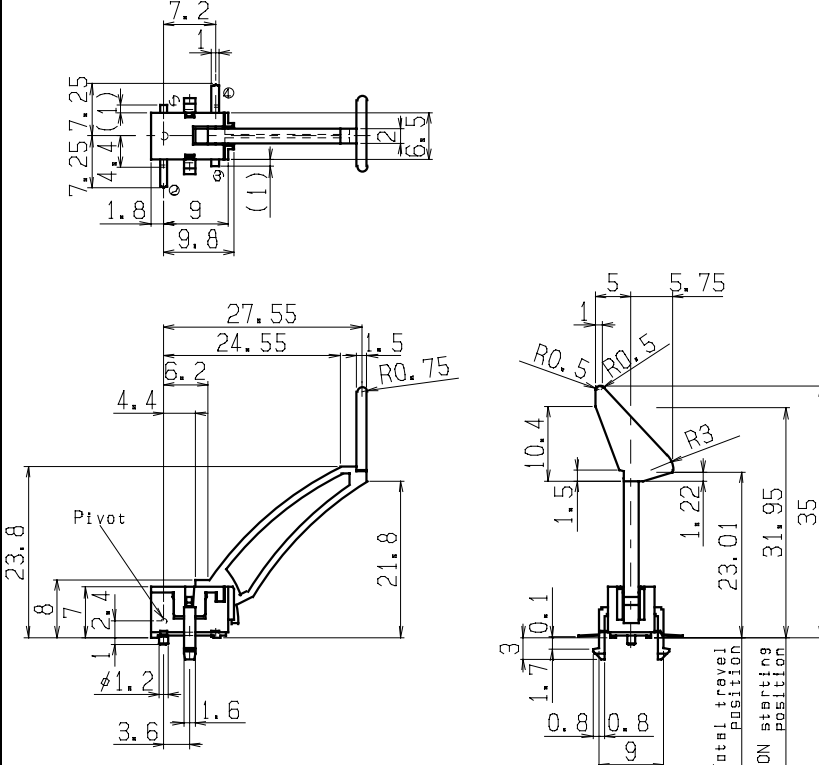
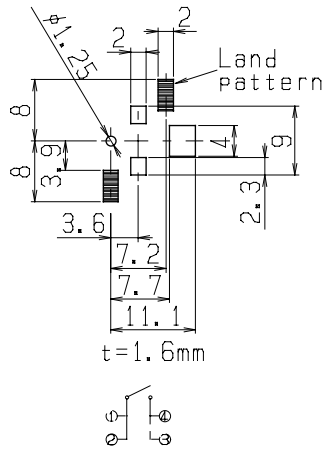
Dimensions

Unit : mm

No	Style	P.C.B reference mounting hole Dimensions , Circuit diagram (TOP VIEW)
1	<p>SW-168-1AU</p>  <p>Variation of knob</p>	 <p>t=1.6mm</p>
2	<p>SW-168-15AU</p>  <p>Variation of knob</p>	 <p>t=1.6mm</p>

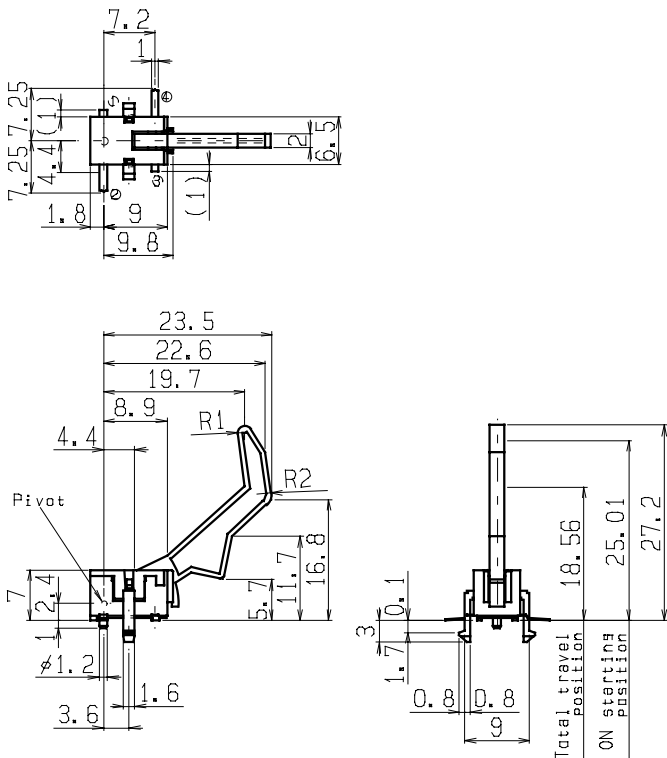
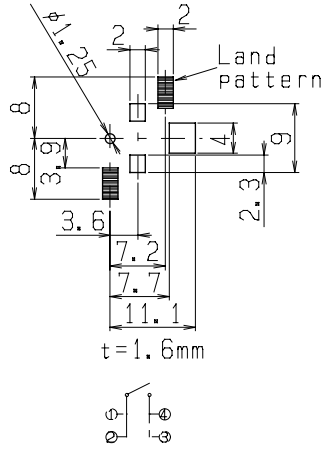
Dimensions

Unit : mm

No	Style	P.C.B reference mounting hole Dimensions , Circuit diagram (TOP VIEW)
3	<p>SW-168-68AU</p>  <p>Variation of terminal-style</p>	 <p>t=1.6mm</p>
4	<p>SW-169-82AU</p>  <p>Variation of terminal-disposition</p>	 <p>t=1.6mm</p>

Dimensions

Unit : mm

No	Style	P.C.B reference mounting hole Dimensions , Circuit diagram (TOP VIEW)
5	<p>SW-169-170AU</p>  <p>Variation of terminal-disposition</p>	

Notes

- The appearance and specifications of the product may be modified to improve its performance without prior notice.
- This catalog shows only outline specifications. When using the product, please obtain formal specifications.
- Please see appendix [Cautions in Using Switches ].
- This switch is not washable.
- Soldering take care not to attach flux on plastic portion.
- Note that if the stress is applied to the terminals during soldering, they might cause deformation and defects in electrical performance.
- In case circuit and software design consideration against chattering and bouncing shall be taken as below.
  - Read a few times. (Ex. 5ms for 5 times)
  - Set delay time.
  - Set integral circuit.
- As to threshold voltage, center setting is recommended.
- Care shall be taken not to apply stress to the body of switch as it may affect the performance.
- This product is a type of slight-touch switch , under some conditions with bouncing of knob itself re-returning-on after return of knob may be occurred.
- Returning force should not be used for operating mechanics, which may cause the return-fault, for it is defined to return the operating part of switch to its original free position.
- Please confirm the performance on actual operation by simulation with actual environment environments for high reliability.