

# Lever-type Detector Switches

## SW1AB-471-T60

### □ Features

- ◇ Miniaturized for space saving design.
- ◇ Superior reliability at micro-current by employing a sliding contact.
- ◇ This is a compact detector switch which can be pressed either horizontally or vertically.
- ◇ Reflow soldering is possible.




Zoom

### □ Applications

- ◇ Mechatronic detection for audio and VCR Digital camera CD-ROM DVD units.

### □ Products Number System

SW 1 AB - [ ][ ][ ] - [ ][ ]



Right operation

Actual size

### □ Products Line

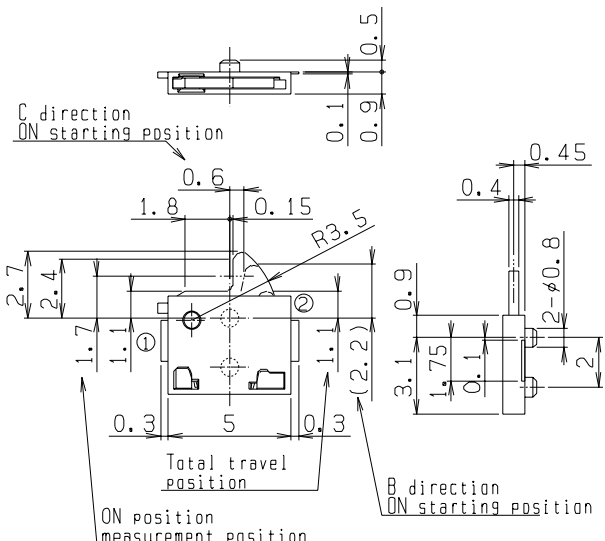
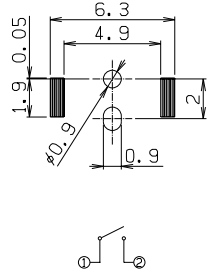
No	Products No	Pole	Position	Quantity (pcs./reel)	Notes
1	SW1AB-471-T60	1	1	6,000	Right operation type.

### □ Typical Specifications

Item	Specification
Ratings (max.)	0.1 to 10mA 5V DC (Resistive load)
Contact resistance	3 ohm max.
Insulation resistance	100 megohm min. 100V DC
Withstanding voltage	100V AC for 1min.
Operating life with load	50,000 cycles
Operating force	0.3N max.

## □ Dimensions

Unit : mm

No	Style	P.C.B reference Land Dimensions Circuit diagram (TOP VIEW)
1	SW1AB-471-T60 	

## □ Notes

- The appearance and specifications of the product may be modified to improve its performance without prior notice.
- This catalog shows only outline specifications. When using the product, please obtain formal specifications.
- Please see appendix [Cautions in Using Switches ].
- This switch is not washable.
- Soldering shall be done with actuator at free position and take care not to attach flux on plastic portion.
- Note that if the stress is applied to the terminals during soldering, they might cause deformation and defects in electrical performance.
- In manual soldering, consideration should be given to apply the soldering iron to the tip of the terminal so that unusual pressure is not applied to the terminal.
- In case circuit and software design consideration against chattering and bouncing shall be taken as below.
  - Read a few times. (Ex. 5ms for 5 times)
  - Set delay time.
  - Set integral circuit.
- As to threshold voltage, center setting is recommended.
- Care shall be taken not to apply stress to the body of switch as it may affect the performance.
- Please confirm the performance on actual operation by simulation with actual environment environments for high reliability.