


APS600Rx-N SERIES:



600 Watts / Single Output

- 8.00 x 4.33 x 2.50" U-Frame Package (Optional Cover)
- 8.00 x 4.33 x 3.40" Top-Mount Fan Package
- 9.17 x 4.25 x 2.50" End-Mount Fan Package

Features:

- Universal AC Input
- Active Power Factor Correction
- U-Frame / Top-Mount Fan / End-Mount Fan Packages
- Remote Sense Function
- Remote on/off Control
- Optional Current Share
- International Safety Approvals
- 2 Year Warranty

INPUT:

Input Voltage	90-264 VAC
Input Frequency	47-63Hz
Inrush Current	70A Max @ 230 VAC Cold Start
Input Current	10A @ 115 VAC / 6A @ 230 VAC Typical
Input Protection	Single T10A/250V Fuse
Hold-Up Time	20ms @ 80% Load / Minimum
Leakage Current	<1500µA @ 230 VAC
Harmonics	EN61000-3-2 Class D Compliant

GENERAL:

Efficiency	80% typical
Operating Temperature	0 to 50°C full load, derate 2.5% per °C to 70°C max.
Storage Temperature	-20°C to +85°C
Over-Temp Protection	>85°C Shutdown (Ambient)
Cooling	25CFM Required for full load or Enclosed Fan for Self-Cooling
Temp Co-Efficient	0.04% per °C
OverTemp Protection	>85°C
Operating Humidity	5-90% RH, Non-Condensing
Vibration	5 ~ 50 Hz, acceleration 7.35 m/s*s on X,Y and Z Axis
MTBF	>150k Hrs (according to MIL-HBK-217F) at 30°C

OUTPUT:

Minimum Load	n/a
Line Regulation	±0.1% typ.
Load Regulation	±1% max
Ripple & Noise	±1% typ. pk-pk @ 20MHz
Overload Protection	110-140% of max power
Over Voltage	Latching before 130% of nominal
Adjustment Range	±5% minimum (see factory set point range)
Transient Response	recovers <2.5ms following a 50% load change
Overshoot	Turn-on & off overshoot < 5% over nominal voltage

EMC:

Electrostatic Discharge	EN61000-4-2, ±4KV Contact / ±8KV Air Discharge
Radiated Susceptibility	EN61000-4-3, 26-1000MHz, 10V/M, 80% AM
EFT / Bursts	EN61000-4-4, ±2KV
Surges	EN61000-4-5, ±2KV Line-Earth, ±1KV Line-Line
Conducted Immunity	EN61000-4-6, 0.15-800MHz, 10V, 80% AM
Voltage Dips	EN61000-4-10, 95% Dip & 10ms, 30% Dip & 500ms
Voltage Interruptions	EN61000-4-11, 95% reduction, 5s
Fluctuations & Flicker	EN61000-3-3

STATUS / CONTROL:

Remote Sense	Compensates <0.25V / not available w/ Current Share
Remote on/off Control	Low signal to inhibit output
Power Good	TTL high 100- 500mS after regulation. It goes low at least 1mS before loss of regulation
Current Monitor	0.5 ~ 3VDC represents 0% to 100% output current
Current Share	10% accuracy and up to 4units
LED Indicator	Green = Power On / Amber= Fault
Fan Output	12V @ 400mA

APPROVALS:

Emissions	EN55022 "B", FCC Part 15 Subject J Class B
Safety Approvals	UL/cUL 60950-1 TUV EN60950-1 CE Mark (LVD)

APS600Rx-N SERIES:

Output Specifications:

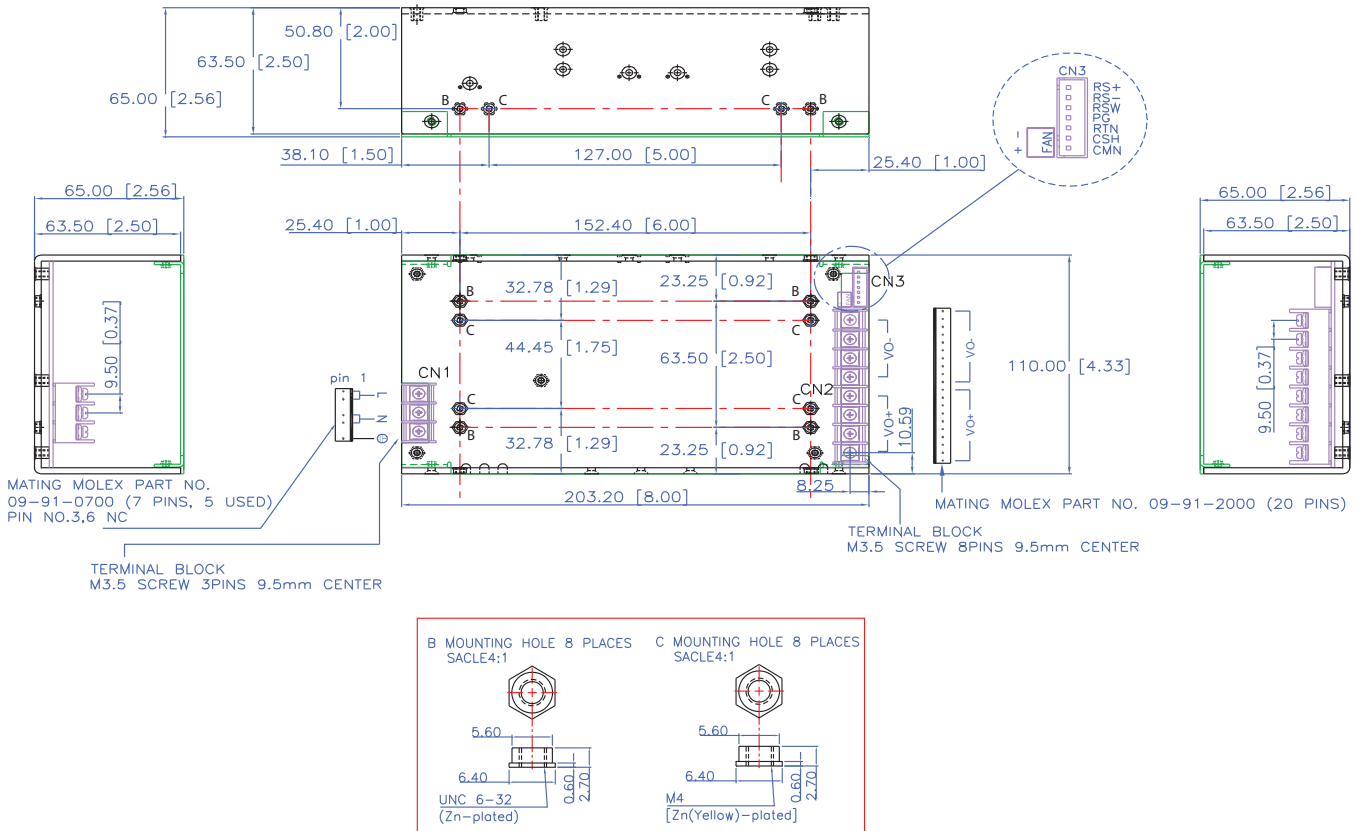
Model:	Vout	Max Output Current	Factory Setpoint Range	Max Output Power
APS600Rx-12N	12V	50.0A	12 ~ 14V	600 Watts
APS600Rx-15N	15V	40.0A	15 ~ 19V	600 Watts
APS600Rx-24N	24V	30.0A	20 ~ 26V	600 Watts
APS600Rx-36N	36V	22.2A	27 ~ 36V	600 Watts
APS600Rx-40N	40V	16.2A	37 ~ 47V	600 Watts
APS600Rx-48N	48V	12.5A	48 ~ 60V	600 Watts

- Replace "x" in Model Number to Designate Desired Mechanical Package:
 U = U-Frame E = End Mount Fan with Terminal Block AC Connections
 C = Top-Cover S = End Mount Fan with IEC-320 Inlet Connection and Switch
 F = Top-Mount Fan
- Add the Suffix "I" to designate current share option (remote sense function disabled with this option).
- Add the Suffix "M" to designate Molex Type Connections

Examples: APS600RS-15NIM = 15Vout, End Mount Fan Package with IEC-320 Inlet & Switch, Current Share Option and Molex Output Connectors
 APS600RU-48N = 48Vout, U-Frame Package, Terminal Block Connections
 APS600RF-24NM = 24Vout, Top-Mount Fan Package, Molex Connections

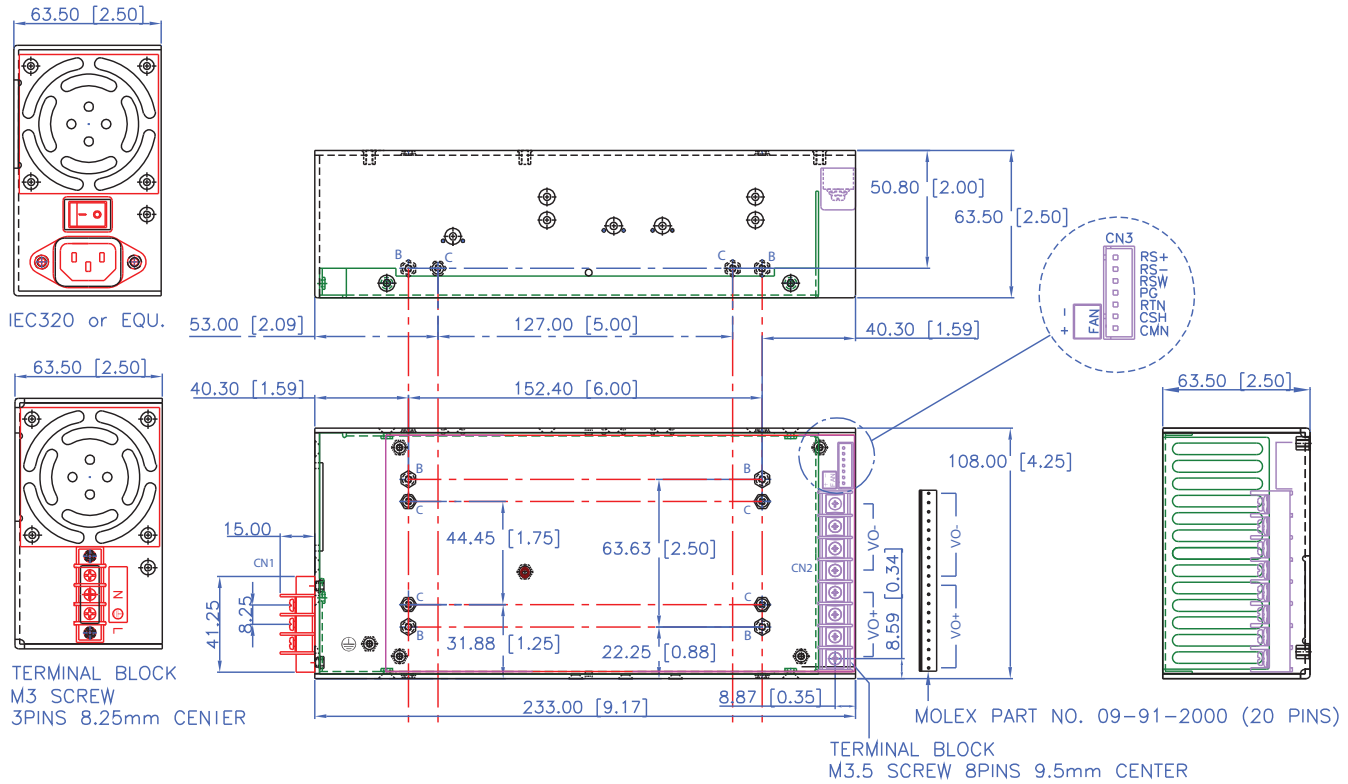
AC Input Connector (CN1): E Type: IEC320 or equivalent Snap-in mounting type or DINKLE Terminal block Part No. DT-35-A02W-03 (3 pin). U & F Type: Mating Molex Part No. 09-91-0700 or equivalent (7 pin, 5 used) or Howder Terminal block Part No. HD-121-3P. Output Connector (CN2): Mating Molex Part No. 09-91-2000 (20 pin) or Howder Terminal block Part No. HD-121-8P (8 pin). Output Pin Assignment: Optional two type - Molex: VO+ (Pins 1-10), VO- (Pins 11-20); Howder: VO+ (Pins 1-4), VO- (Pins 5-8). Logic signal connectors (CN3): Mating JST XHP-7 or equivalent (CHYAO SHIUNN JS-2001-07). Fan Drive: 12VDC/400mA Mating JST XHP-2 or equivalent (CHYAO SHIUNN JS-2001-02). Mounting Inserts: 6-32, M4 4 Places individually with maximum penetration 0.2 inch on bottom side and 0.25 inch on both side.

MECHANICAL DRAWING: TYPE "U" (U-FRAME) AND TYPE "C" (TOP-COVER):



APS600Rx-N SERIES:

MECHANICAL DRAWING: TYPE "E" (END-MOUNT FAN)



MECHANICAL DRAWING: TYPE "F" (TOP-MOUNT FAN)

