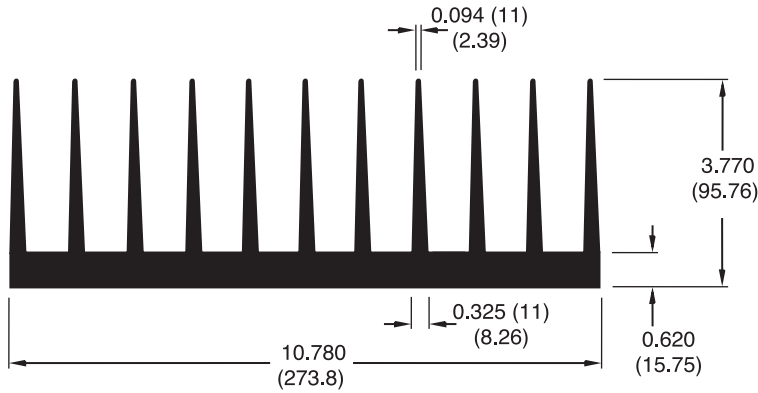


EXTRUSION PROFILES

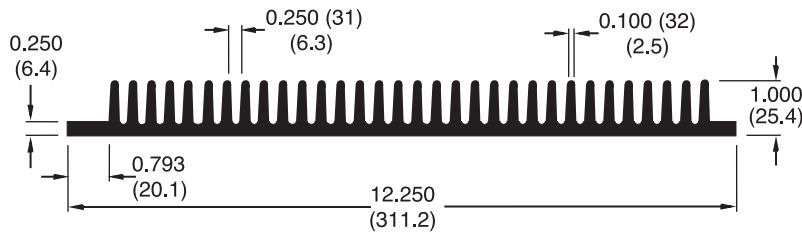
www.ystechusa.com

HEATSINKS



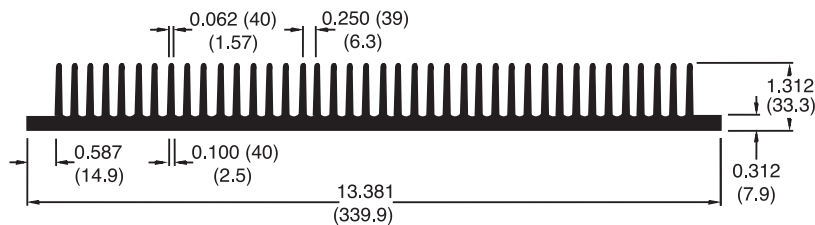
999554

Peri.	88.26	IN.
Wt./FT	16.82	LBS.
R _θ	0.51	C/W/3IN.



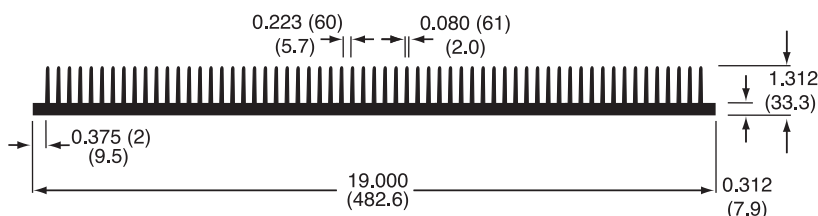
991744

Peri.	67.34	IN.
Wt./FT	7.15	LBS.
R _θ	1.29	C/W/3IN.



999245

Peri.	104.15	IN.
Wt./FT	8.63	LBS.
R _θ	0.71	C/W/3IN.



996102

Peri.	157.75	IN.
Wt./FT	12.95	LBS.
R _θ	0.52	C/W/3IN.