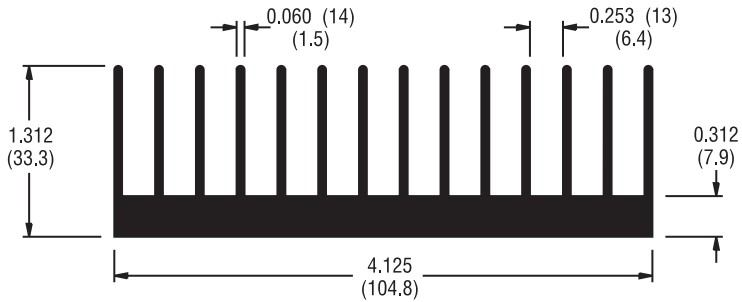


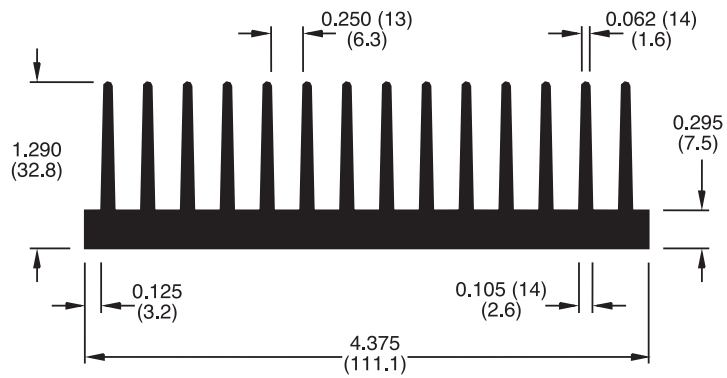
992102

Peri. 35.83 IN.
 Wt./FT 2.58 LBS.
 R θ 1.61 C/W/3IN.



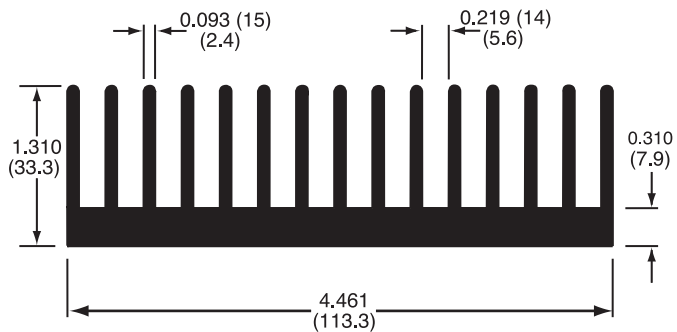
997251

Peri. 36.46 IN.
 Wt./FT 2.59 LBS.
 R θ 1.41 C/W/3IN.



990502

Peri. 38.58 IN.
 Wt./FT 3.32 LBS.
 R θ 2.21 C/W/3IN.



995201

Peri. 47.71 IN.
 Wt./FT 2.29 LBS.
 R θ 1.31 C/W/3IN.

