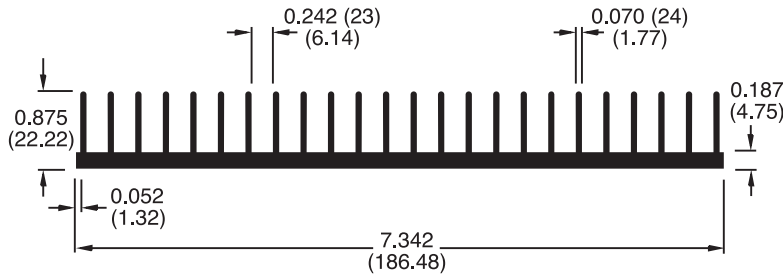


EXTRUSION PROFILES

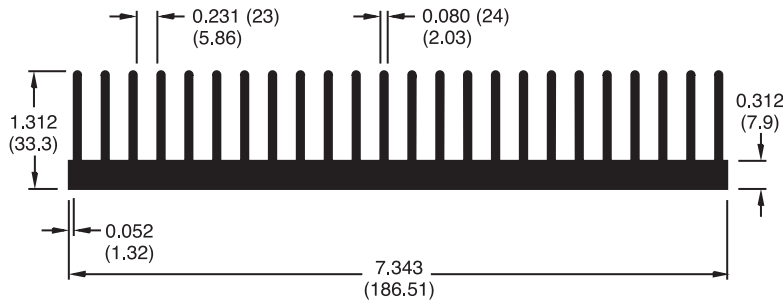
www.ystechusa.com

HEATSINKS



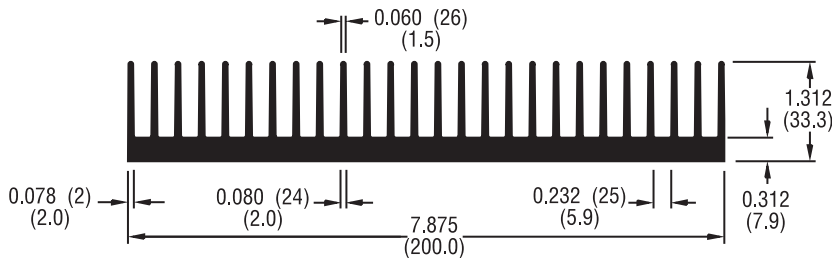
993255

Peri.	47.36	IN.
Wt./FT	3.02	LBS.
R θ	1.81	C/W/3IN.



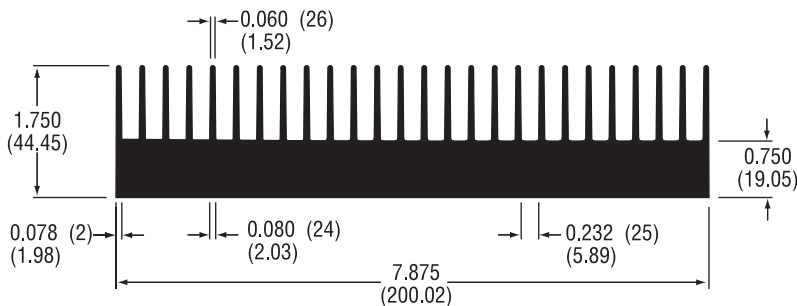
991774

Peri.	62.48	IN.
Wt./FT	5.03	LBS.
R θ	1.12	C/W/3IN.



999002

Peri.	66.36	IN.
Wt./FT	5.13	LBS.
R θ	1.22	C/W/3IN.



994702

Peri.	67.42	IN.
Wt./FT	9.26	LBS.
R θ	1.09	C/W/3IN.