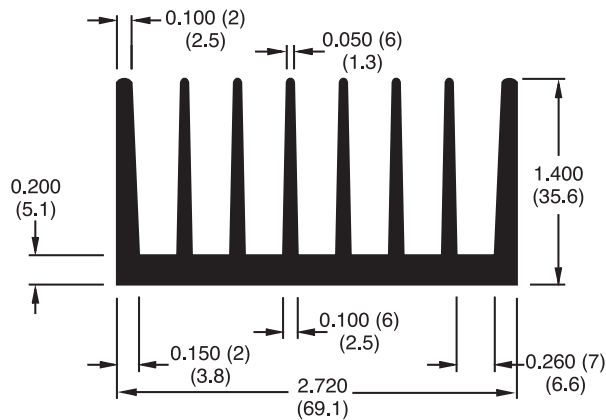


# EXTRUSION PROFILES

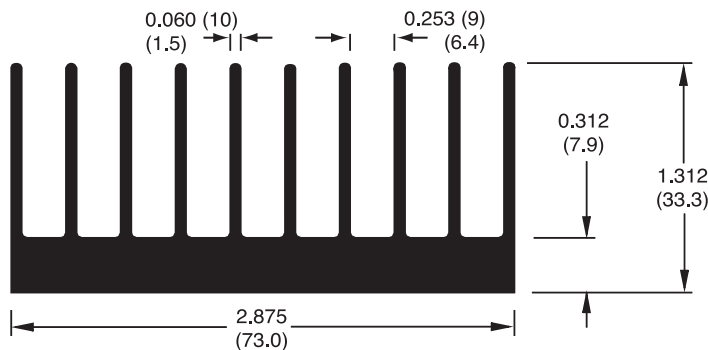
[www.ystechusa.com](http://www.ystechusa.com)

HEAT SINKS



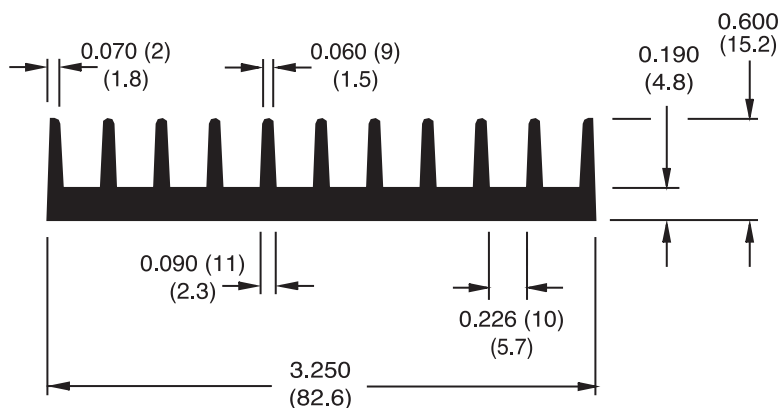
**993602**

Peri.	24.25	IN.
Wt./FT	1.66	LBS.
R <sub>θ</sub>	1.91	C/W/3IN.



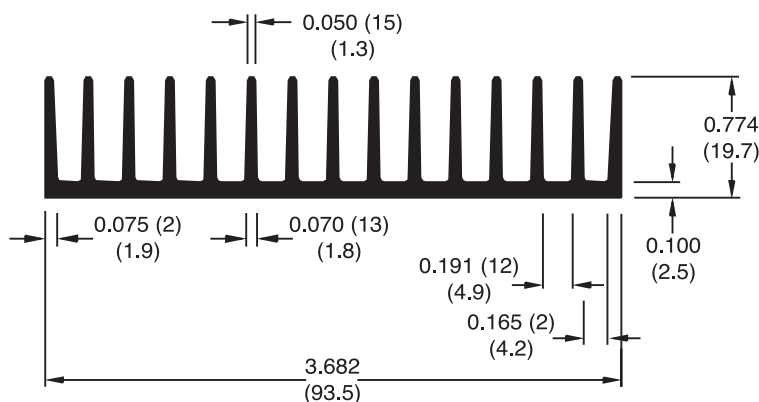
**993102**

Peri.	25.65	IN.
Wt./FT	1.82	LBS.
R <sub>θ</sub>	2.32	C/W/3IN.



**990402**

Peri.	15.32	IN.
Wt./FT	1.15	LBS.
R <sub>θ</sub>	3.02	C/W/3IN.



**999102**

Peri.	26.82	IN.
Wt./FT	1.19	LBS.
R <sub>θ</sub>	2.21	C/W/3IN.