

## 82 Uncompensated



- 316L SS Pressure Sensor
- 19mm Diameter Package
- 0 - 100mV Output
- Absolute and Gage



### DESCRIPTION

The 82 uncompensated is a 19 mm small profile, media compatible, piezoresistive silicon pressure sensor packaged in a 316L stainless steel housing. The 82 uncompensated is designed for o-ring mounting and OEM applications where compatibility with corrosive media is required.

The sensing package utilizes silicone oil to transfer pressure from the 316L stainless steel diaphragm to the sensing element.

Please refer to the 82 compensated and constant voltage datasheets for more information on different features of the 82.

### FEATURES

- O-Ring Mount
- -40°C to +125°C Operating Temperature Range
- $\pm 0.2\%$  Pressure Non Linearity
- 1.0% Interchangeable Span (provided by gain set resistor)
- Solid State Reliability

### APPLICATIONS

- Medical Instruments
- Process Control
- Fresh & Waste Water Measurements
- Partial Vacuum Gas Measurement
- Pressure Transmitters
- Tank Level Systems (RV & Industrial)

### STANDARD RANGES

Range	psia	psig
0 to 1		•
0 to 5	•	•
0 to 15	•	•
0 to 30	•	•
0 to 50	•	•
0 to 100	•	•
0 to 300	•	•
0 to 500	•	•

# 82 Uncompensated

## PERFORMANCE SPECIFICATIONS

Supply Current: 1.5mA

Ambient Temperature: 25°C (unless otherwise specified)

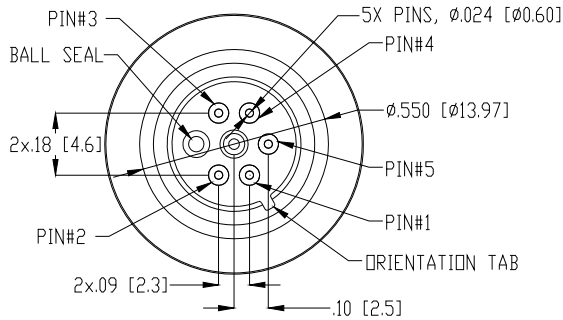
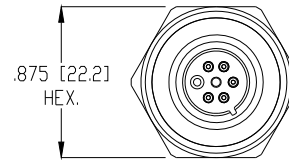
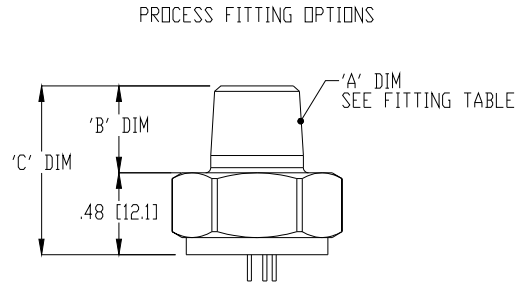
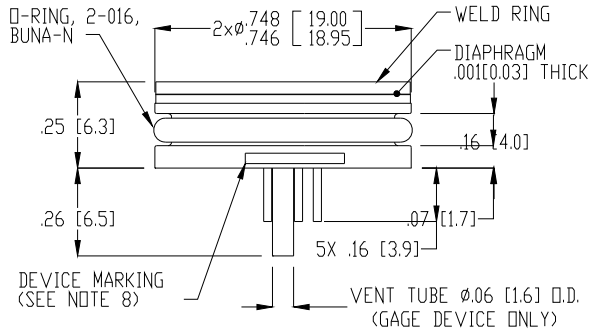
PARAMETERS	001PSI			005PSIA			005PSIG & ≥015PSI			UNITS	NOTES
	MIN	TYP	MAX	MIN	TYP	MAX	MIN	TYP	MAX		
Sensitivity	9		15	12	15	18	12		27	mV/V@FS	1
Zero Pressure Output	-4		8	-10		10	-6		8	mV/V	
Pressure Non Linearity	-0.3		0.3	-0.2		0.2	-0.1		0.1	%Span	2
Pressure Hysteresis	-0.10		0.10	-0.10		0.10	-0.05		0.05	%Span	
Repeatability		±0.02			±0.02			±0.02		%Span	
Bridge Resistance	4.4	5.8	6.2	4.0	5.0	6.0	3.8		5.8	KΩ	
Thermal Hysteresis – Span	-0.25	±0.05	0.25	-0.25	±0.05	0.25	-0.25	±0.05	+0.25	%Span	3
Thermal Hysteresis – Offset	-0.25	±0.05	0.25	-0.25	±0.05	0.25	-0.25	±0.05	+0.25	%Span	3
Temp. Coefficient – Resistance	2.20	2.55	2.90		2.4		1.30	1.51	1.75	kppm/°C	3
Temp. Coefficient – Span	-2.70		-2.20		-2.00		-1.45	-1.25	-1.0	kppm/°C	3
Temp. Coefficient – Offset	-30		+30	-30		+30	-30		+30	μV/V/°C	3
Long Term Stability – Span		±0.1			±0.1			±0.1		%Span	4
Long Term Stability – Offset		±0.25			±0.25			±0.25		%Span	4
Supply Current	0.5	1.5	2.0	0.5	1.5	2.0	0.5	1.5	2.0	mA	
Supply Voltage		5	9.5		5	9.5		5	9.5	V	
Insulation Resistance (50Vdc)	50			50			50			MΩ	5
Output Noise (10Hz to 1KHz)		1			1			1		μV p-p	
Response Time (10% to 90%)		0.1			0.1			0.1		ms	
Pressure Overload			10x			3x			3x	Rated	6
Pressure Burst			12x			4x			4x	Rated	
Operating Temperature	-40		+85	-40		+125	-40		+125	°C	
Storage Temperature	-50		+125	-50		+125	-50		+125	°C	7
Media – Pressure Port	Liquids and Gases compatible with 316L Stainless Steel and Buna-N										8
Media – Reference Port	Compatible with Silicon, Pyrex, Gold, Fluorosilicone RTV and 316L Stainless Steel										

### Notes

1. Ratiometric to supply current.
2. Best fit straight line.
3. Maximum temperature error within the compensated temperature range with respect to 25°C.
4. Long term stability over a one year period with constant current and temperature.
5. Minimum resistance between case and pins.
6. 10 psi maximum for 1 psi devices.
7. Maximum temperature range for product with standard cable and connector is -20°C to +105°C.
8. Gage units not recommended for high vacuum applications. For high vacuum applications consult factory.

# 82 Uncompensated

## DIMENSIONS



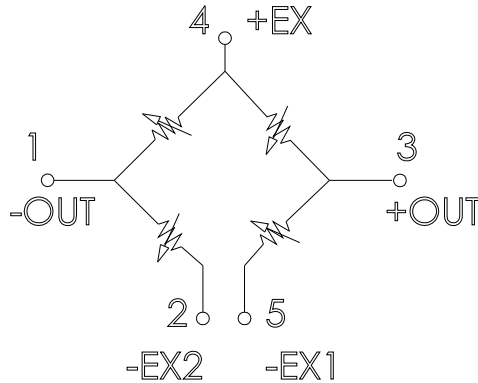
SENSOR PINDOUT	
PIN NO.	FUNCTION
1	-OUT
2	-EX2
3	+OUT
4	+EX
5	-EX1

FITTING TABLE				
FITTING TYPE	MEMS P/N	'A' DIM	'B' DIM	'C' DIM
1	IC-7152	1/4-18 NPT	.50[12.7]	.98[24.9]
2	IC-D00510	1/8-27 NPT	.47[11.9]	.95[24.1]
3	IC-D00511	7/16-20 UNF	.33[8.4]	.80[20.3]
9	IC-D00512	1/4-19 BSP	.45[11.4]	.93[23.3]
NOTE: FITTING TYPE '1' ASSEMBLY SHOWN ALL DIMS ARE FOR REFERENCE.				

DIMENSIONS ARE IN INCHES[mm]

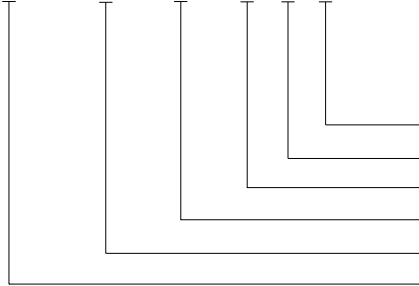
## 82 Uncompensated

### CONNECTIONS



### ORDERING INFORMATION

82 - 005 G - 1 U T



Vent (T = Tube, Blank = No Tube)  
Electrical (U = Open Bridge, Uncompensated)  
Fitting Type (Blank = No Fitting/Weldable, See Fitting Table)  
Type (A = Absolute, G = Gage)  
Pressure Range  
Model

#### NORTH AMERICA

Measurement Specialties  
45738 Northport Loop West  
Fremont, CA 94538  
Tel: 1-800-767-1888  
Fax: 1-510-498-1578  
Sales: [pfg.cs.amer@meas-spec.com](mailto:pfg.cs.amer@meas-spec.com)

#### EUROPE

Measurement Specialties  
(Europe), Ltd.  
26 Rue des Dames  
78340 Les Clayes-sous-Bois, France  
Tel: +33 (0) 130 79 33 00  
Fax: +33 (0) 134 81 03 59  
Sales: [pfg.cs.emea@meas-spec.com](mailto:pfg.cs.emea@meas-spec.com)

#### ASIA

Measurement Specialties  
(China), Ltd.  
No. 26 Langshan Road  
Shenzhen High-Tech Park (North)  
Nanshan District, Shenzhen 518057  
China  
Tel: +86 755 3330 5088  
Fax: +86 755 3330 5099  
Sales: [pfg.cs.asia@meas-spec.com](mailto:pfg.cs.asia@meas-spec.com)

The information in this sheet has been carefully reviewed and is believed to be accurate; however, no responsibility is assumed for inaccuracies. Furthermore, this information does not convey to the purchaser of such devices any license under the patent rights to the manufacturer. Measurement Specialties, Inc. reserves the right to make changes without further notice to any product herein. Measurement Specialties, Inc. makes no warranty, representation or guarantee regarding the suitability of its product for any particular purpose, nor does Measurement Specialties, Inc. assume any liability arising out of the application or use of any product or circuit and specifically disclaims any and all liability, including without limitation consequential or incidental damages. Typical parameters can and do vary in different applications. All operating parameters must be validated for each customer application by customer's technical experts. Measurement Specialties, Inc. does not convey any license under its patent rights nor the rights of others.