

MEAS KPSI® 30



- Non-Submersible Pressure Transducer
- $\pm 0.10\%$ FSO Static Accuracy
- Multiple NPT Fitting Sizes
- Two Year Warranty



DESCRIPTION

The MEAS KPSI™ 30 is a non-submersible pressure transducer specifically designed for demanding industrial applications where the primary criteria are reliability and economy. These units provide repeatable, precision measurements under the most hostile conditions. Capable of measuring vacuum to pressure as high as 500 psi (2070 kPa), these transducers can meet most any industrial pressure measurement requirement and are optionally available with an overmolded cable exit for splash down applications (IP 68).

All MEAS KPSI™ Transducers utilize a highly accurate pressure sensor assembly specifically designed for hostile fluids and gases. The assembly is integrated with supporting electronics in a durable housing constructed of 316SS or Titanium. A wide variety of electrical and pressure connections are available to accommodate most any system interface.

FEATURES

- Custom Cable Lengths
- Welded 316SS or Titanium
- Custom Pressure Ranges up to 500 psi
- Analog Outputs of 4-20 mA or VDC
- Optional Lifetime Lightning Protection

APPLICATIONS

- Tank Level
- Pump Control
- Bubbler Systems
- Compressors

SPECIFICATIONS

Parameter	Comment	
PRESSURE RANGES		
Full Scale Pressure Ranges (intermediate pressure ranges are available)	2 thru 300 psi (14 thru 2070 kPa)	Vented Gage Reference
	15 thru 500 psi (103 thru 3450 kPa)	Sealed Gage Reference
	15 thru 500 psi (103 thru 3450 kPa)	Absolute Gage Reference
Proof Pressure	1.5 x FS	
Burst Pressure	2.0 x FS	

MEAS KPSI® 30

SPECIFICATIONS

STATIC PERFORMANCE

Static Accuracy (combined effects of non-linearity, hysteresis and repeatability, best fit straight line method)	±0.10% FSO	BFSL method
---	------------	-------------

Resolution	+0.0001% FS	
------------	-------------	--

ENVIRONMENTAL

Wetted Materials	316 SS or Titanium; FKM	
------------------	-------------------------	--

Compensated Temp Range	0 to 50°C	
------------------------	-----------	--

Thermal Error (maximum allowable deviation from the Best Fit Straight Line due to a change in temperature)	±0.05% FSO/°C ±0.1% FSO/°C	worst case over compensated temperature range for ranges < 5 psi (34 kPa)
---	-------------------------------	--

Operating Temp Range	-20 to 60 °C	
----------------------	--------------	--

Protection Rating	IP 68, NEMA 6P Only for Electrical Connection option "0" and Cable Type option "1"	
-------------------	---	--

ELECTRICAL

Excitation	9-28V – VDC output	0-5V, 0-2.5V, 0-4V
	9-28V – mA output	4-20
	15-28V – VDC output	0-10V
	10-28V – VDC output	1.5-7.5V

Input Current	20 mA max 3.5 mA max	for mA output for VDC output
---------------	-------------------------	---------------------------------

Output	4-20mA, 0-5 VDC, 0-2.5VDC, 0-4VDC, 0-10VDC, 1.5-7.5VDC	for ranges > 100 psi (690 kPa) only 4-20mA output is available
--------	---	---

Zero Offset	±0.12 mA for mA output < 0.25 VDC for VDC output	
-------------	---	--

Output Impedance	See loop diagram for mA output 20 ohm for VDC output	
------------------	---	--

Insulation Resistance	100 mega ohm at 50 VDC	
-----------------------	------------------------	--

Circuit Protection	Polarity, surge/shorted output	
--------------------	--------------------------------	--

CERTIFICATIONS

	CE compliant	EN 61326-1:2001 and 61326-2-3:2006
--	--------------	------------------------------------

	UL, CUL and FM	Class I, II, III, Div 1, Groups A,B,C,D,E,F&G
--	----------------	---

	WEEE/RoHS	Waste from Electrical and Electronic Equipment (WEEE) and Restrictions on the use of Hazardous Substances (RoHS)
--	-----------	--

PHYSICAL

Approximate Weight	0.44 lbs (198 g) transducer 0.05 lbs/ft (79 g/m) cable	
--------------------	---	--

TEMPERATURE OUTPUT OPTION (not intrinsically safety approved)

Temperature Range	-20 to 60°C	available for 4-20mA output versions only
-------------------	-------------	---

Output Signal	4-20mA	
---------------	--------	--

Temperature Measurement Accuracy	±4°C	
----------------------------------	------	--

LIGHTNING PROTECTION (power supply needs to be limited to 150mA to avoid lock up of the gas tube after a suppression event)

Life Expectancy	>1,000 Operations	
-----------------	-------------------	--

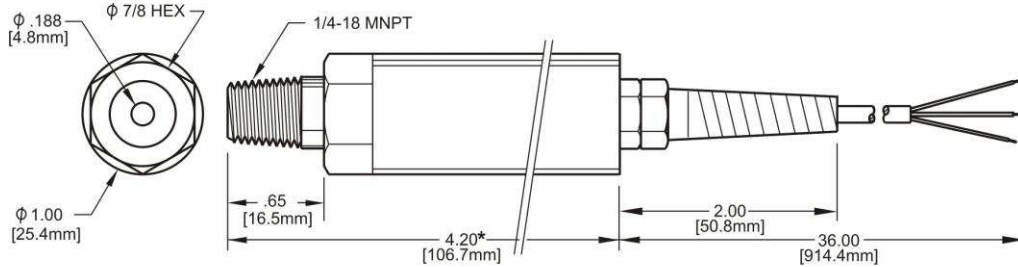
Peak Clamping Voltage	36 Volts	
-----------------------	----------	--

Response Time	<10 nsecs	
---------------	-----------	--

Shunts	20,000 Amperes	
--------	----------------	--

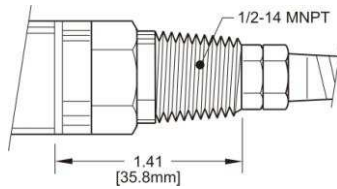
MEAS KPSI® 30

DIMENSIONS

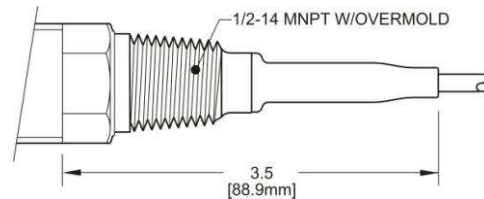


*ADD 1.95" FOR LIGHTNING PROTECTION OPTION

PVC Cable



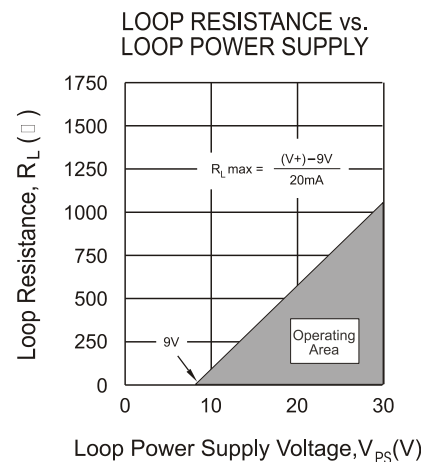
1/2" Conduit Fitting



1/2" Conduit Fitting with Molded Cable Seal

ELECTRICAL TERMINATION / LOOP RESISTANCE / CERTIFICATIONS

ELECTRICAL TERMINATION		
22AWG CONDUCTORS IN A SHIELDED CABLE WITH VENT TUBE		
4-20 mA	RED	+ EXCITATION
	BLACK	- EXCITATION
0-5 VDC	RED	+ EXCITATION
	BLACK	- EXCITATION
	WHITE	+ SIGNAL
ALL	DRAIN WIRE	SHIELD



MEAS KPSI® 30

MODEL	INDUSTRIAL PRESSURE TRANSDUCER
3 0	±0.10% FSO Static Accuracy
↓ ↓	MATERIAL
S	Stainless Steel
T	Titanium
↓	REFERENCE PRESSURE FORMAT
1	Vented gage
3	Sealed gage
4	Absolute
↓	OUTPUT
4	4-20 mA
3	0-5 VDC
F	0-2.5 VDC
G	0-4 VDC
H	0-10 VDC
J	1.5-7.5 VDC
6	4-20 mA, temp. measurement option, -20 to 60°C (not IS approved)
↓	PRESSURE CONNECTION
1	1/4" - 18 NPT female fitting
2	1/4" - 18 NPT male fitting
7	1/2" - 14 NPT male fitting
↓	ELECTRICAL CONNECTION
1	Strain-relieved cable with flying leads - standard
0	Overmolded Cable Seal with 1/2" conduit - rated to a maximum of 300 psi
4	1/2" - 14 NPT male conduit fitting
↓	LIGHTNING PROTECTION
A	None
B	Full Lightning Protection
↓	PRESSURE RANGE (at MAX output)^{1,2}
# # # . # # #	PRESSURE RANGE (at MIN output)¹
↓ ↓ ↓ ↓ ↓ ↓ ↓	# # # . # # #
	MOISTURE PROTECTION
A	None
B	Vent Filter (with electrical connection option "0" only)
↓	CABLE TYPE
1	Polyurethane (with electrical connection option "0")
3	PVC jacket
↓	CABLE LENGTH
# # # #	(in feet)
↓ ↓ ↓ ↓	LABEL³
	A psi
	B kPa
	C mbar
	↓
3 0	

Notes:

1 The part number requires two pressure range limits, corresponding to the maximum and minimum analog outputs of the transducer, to be specified in pounds per square inch (psi) to three decimal places. The lower pressure range is typically 000.000 unless otherwise required. For reverse output requirements, enter the lower pressure range for the maximum output signal and the upper range for the minimum output.

Example: 50 psi (enter 050.000)

For sealed gage reference add local standard atmosphere (14.700 typical). Contact MEAS for assistance.

Example: 150 psi + 14.700 = 164.700 (enter 164.700)

2 For pressure ranges >=1000 psi should be expressed in the format (xxxx.xx)

Example: 1500 psi (enter 1500.00)

3 Units of measure on standard MEAS label. Contact Measurement Specialties if private labeling is required.

NORTH AMERICA

Measurement Specialties, Inc.
1000 Lucas Way
Hampton, VA 23666
USA
Tel: 1-757-766-1500
Fax: 1-757-766-4297
Sales: WL.sales@meas-spec.com

EUROPE

Measurement Specialties
(Europe), Ltd.
26 Rue des Dames
78340 Les Clayes-sous-Bois, France
Tel: +33 (0) 130 79 33 00
Fax: +33 (0) 134 81 03 59
Sales: pfq.cs.emea@meas-spec.com

ASIA

Measurement Specialties
(China), Ltd.
No. 26 Langshan Road
Shenzhen High-Tech Park (North)
Nanshan District, Shenzhen 518057
China
Tel: +86 755 3330 5088
Fax: +86 755 3330 5099
Sales: pfq.cs.asia@meas-spec.com

The information in this sheet has been carefully reviewed and is believed to be accurate; however, no responsibility is assumed for inaccuracies. Furthermore, this information does not convey to the purchaser of such devices any license under the patent rights to the manufacturer. Measurement Specialties, Inc. reserves the right to make changes without further notice to any product herein. Measurement Specialties, Inc. makes no warranty, representation or guarantee regarding the suitability of its product for any particular purpose, nor does Measurement Specialties, Inc. assume any liability arising out of the application or use of any product or circuit and specifically disclaims any and all liability, including without limitation consequential or incidental damages. Typical parameters can and do vary in different applications. All operating parameters must be validated for each customer application by customer's technical experts. Measurement Specialties, Inc. does not convey any license under its patent rights nor the rights of others.