

Tolerance on all dimensions in millimetres: +/- 0.1mm unless stated otherwise.
 Inches shown in brackets. Tolerance on dimensions in inches: +/- 0.005"
 Pin size: 0.7mm (0.0276")

Electrical characteristics:

Impedance:

Primary 150 ohms per winding
 Secondary: 25k ohms per winding

DC resistance (+/- 15%):

Primaries total: 20.6 ohms
 Secondaries total: 4980 ohms

Inductance, measured at 1kHz, 0.27V:

Primaries 125mH min. per winding
 Secondaries: 16.7H min. per winding

Proof voltage: primaries to secondaries: 1kV DC

Frequency range: 30Hz - 25kHz +/- 1.5dB.

Power: 100mW @ 300Hz and 1mW @ 30Hz

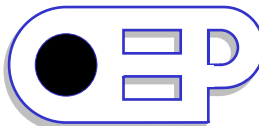
Distortion: less than 1% T.H.D. (ref.600 ohms)

30Hz - 25kHz measured at 0dBm

Operating temperature range: 0 to +70°C

Storage temperature range: -25°C to + 120°C

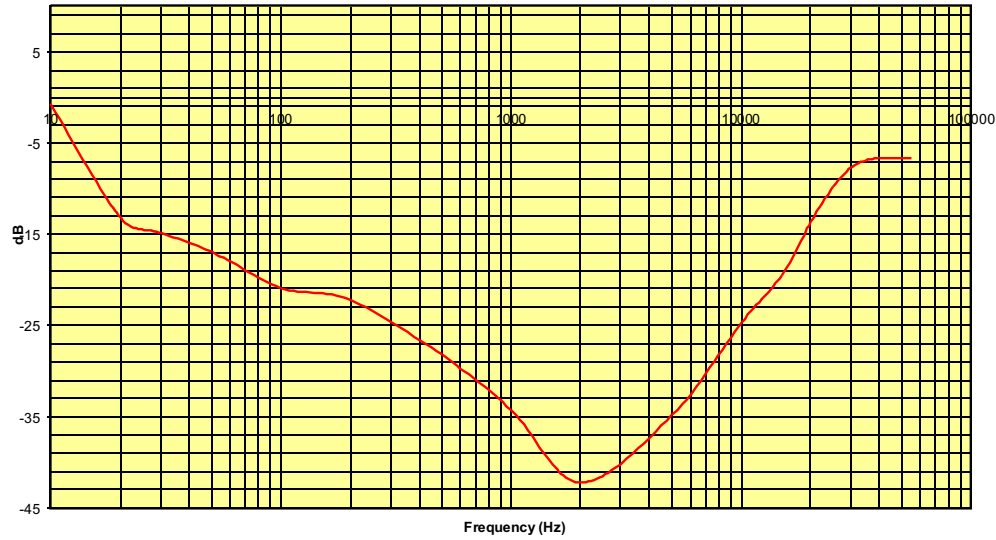
N.B. Do not pass DC through windings



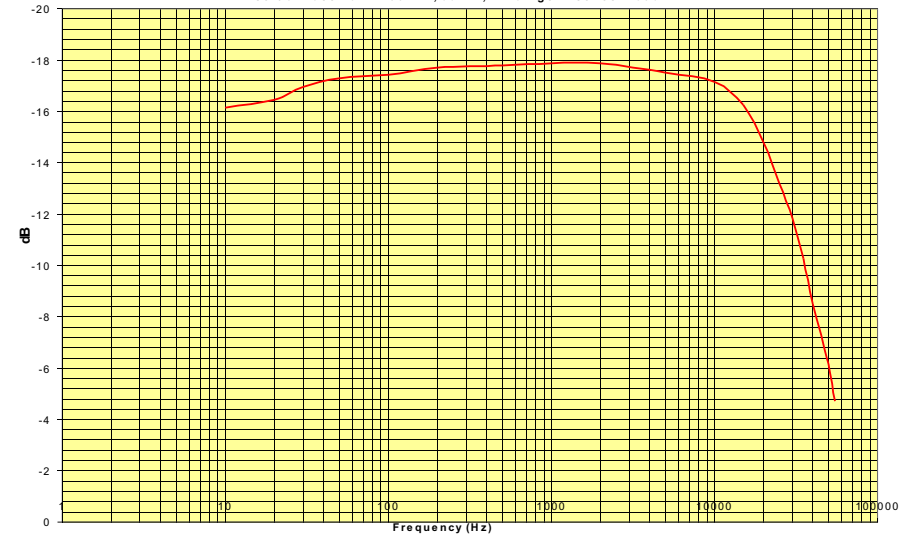
Unit 5, Oxonian Park, Langford Locks,
 Kidlington, Oxfordshire. OX5 1FP
 Tel: (01865) 855085 Fax: (01865) 855075
 Website: www.oep.co.uk

DESCRIPTION	ISSUE	DATE	DRAWN	CHECKED	DRAWING NUMBER
Specification for A262A40E page 1 of 2	1	03/12/09	CS		A262A40E
	2	07/06/10	CS		
	3	08/02/11	CS		
Scale: nts	All dimensions in mm unless stated otherwise				

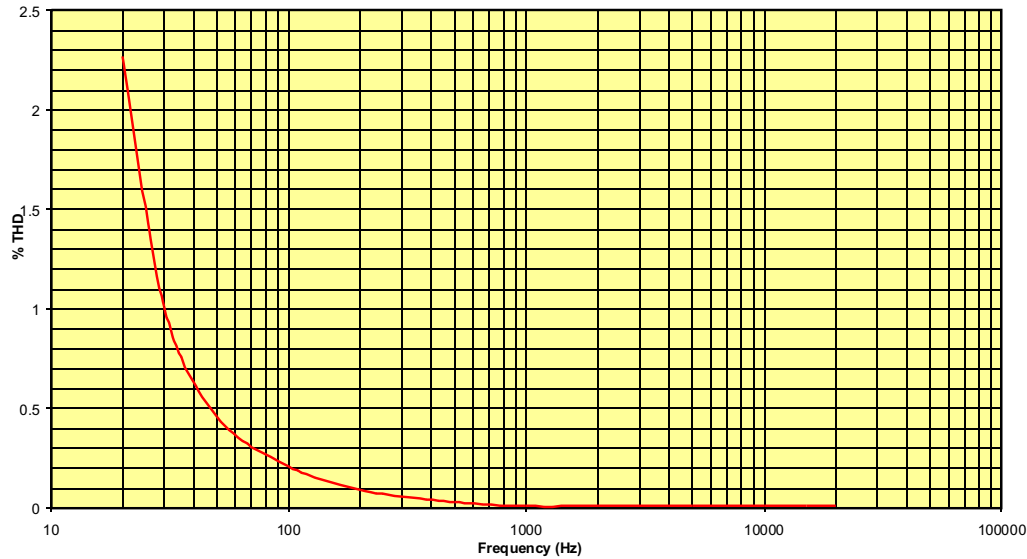
Return loss 10Hz - 55kHz (77k ohm load on secondary, windings in series)



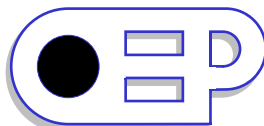
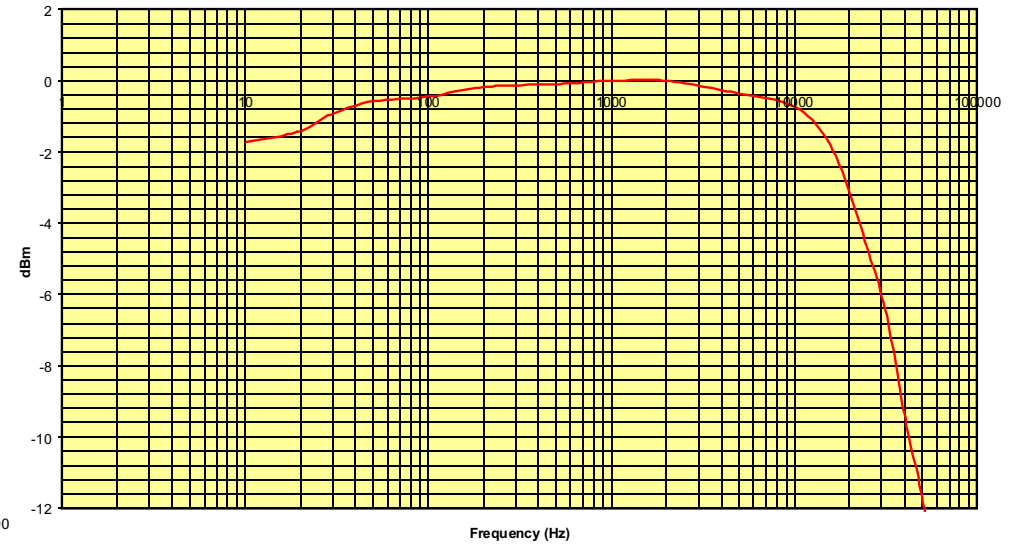
Insertion loss 10Hz - 55kHz, 0dBm, windings in series. Load: 77k



Distortion 20Hz - 20kHz, source: 0dBm, load: 77k ohms, windings in series



Frequency response: source: 0dBm, load: 77k ohms, windings in series



Unit 5, Oxonian Park, Langford Locks,
Kidlington, Oxfordshire. OX5 1FP
Tel: (01865) 855085 Fax: (01865) 855075
Website: www.oep.co.uk

DESCRIPTION	ISSUE	DATE	DRAWN	CHECKED	DRAWING NUMBER
Specification for A262A40E page 2 of 2	1	03/12/09	CS		A262A40E
	2	07/06/10	CS		
	3	08/02/11	CS		
Scale: nts	All dimensions in mm unless stated otherwise				