

Tolerance on all dimensions in millimetres: +/- 0.1mm unless stated otherwise.
Inches shown in brackets. Tolerance on dimensions in inches: +/- 0.005"
Pin size: 0.7mm (0.0276")

Electrical characteristics:

Winding ratio: 1+1:6.45+6.45

Impedance:

Primary 150Ω parallel connected
600Ω C.T. series connected

Secondary: 6.25kΩ parallel
25kΩ C.T. series connected

DC resistance (+/- 15%):

Primaries total: 20.6Ω

Secondaries total: 1143Ω

Inductance, measured at 1kHz, 0.27V:

Primaries 125mH min. per winding

Secondaries: 5.2H min. per winding

Proof voltage: primaries to secondaries: 1kV DC

Frequency range: 30Hz - 25kHz +/- 1.5dB.

Power: 100mW @ 300Hz and 1mW @ 30Hz

Distortion: less than 1% T.H.D. (ref.600 ohms)

30Hz - 25kHz measured at 0dBm

Operating temperature range: 0 to +70°C

Storage temperature range: -25°C to + 120°C

N.B. Do not pass DC through windings

Materials: all materials are UL94V-0 rated

Bobbin and box material: FR530

UL file number: E69578(M)

or 'Polyplastics Co. Ltd

Material name: 1140 A(C)

UL file no. E109088(M)

2-part epoxy resin type 3300A and 3300B

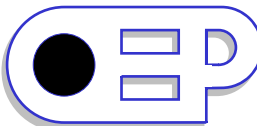
UL file number 218090

or Epoxylite EIP4728: UL file no. E143115

Core: class B (49% Ni) EE laminations

Winding wire: ECW. UL file no. E174837

Tape:3M No. 56 polyester or equivalent



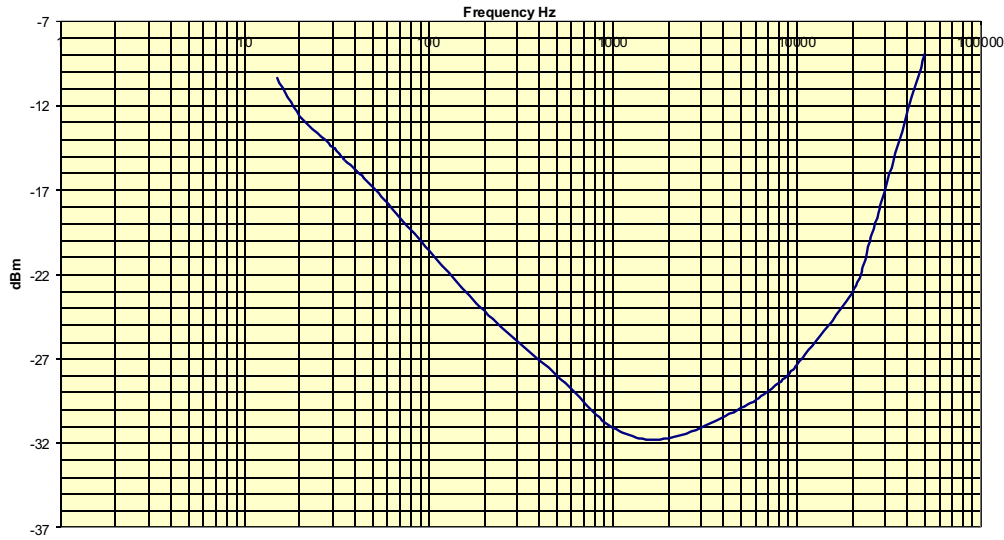
Unit 5, Oxonian Park, Langford Locks,
Kidlington, Oxfordshire. OX5 1FP
Tel: (01865) 855085 Fax: (01865) 855075
Website: www.oep.co.uk

DESCRIPTION	ISSUE	DATE	DRAWN	CHECKED	DRAWING NUMBER
Specification for A262A3E	1	30/10/03	CS		A262A3E
	5	27/03/09	CS		
	6	15/12/09	CS		
	7	25/02/10	CS		

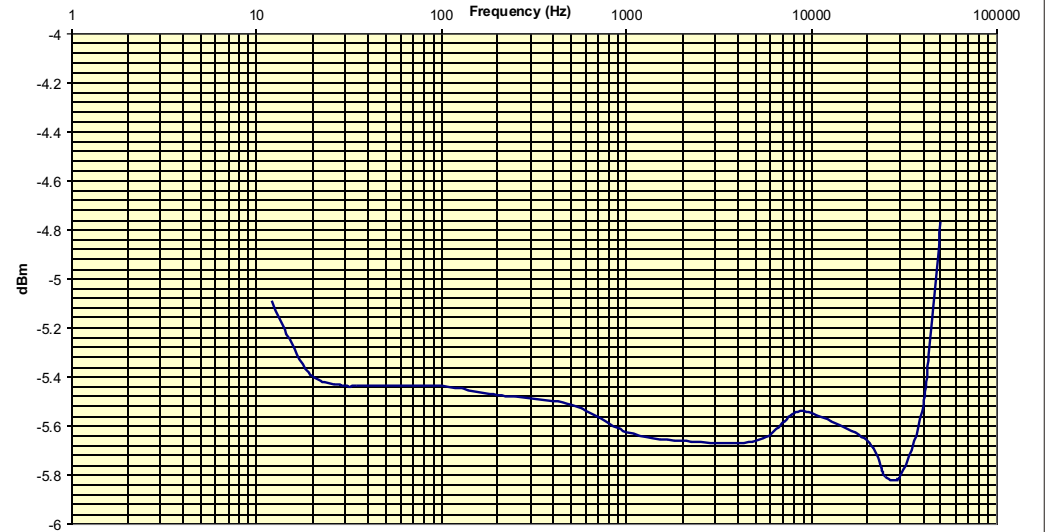
Scale: nts

All dimensions in mm unless stated otherwise

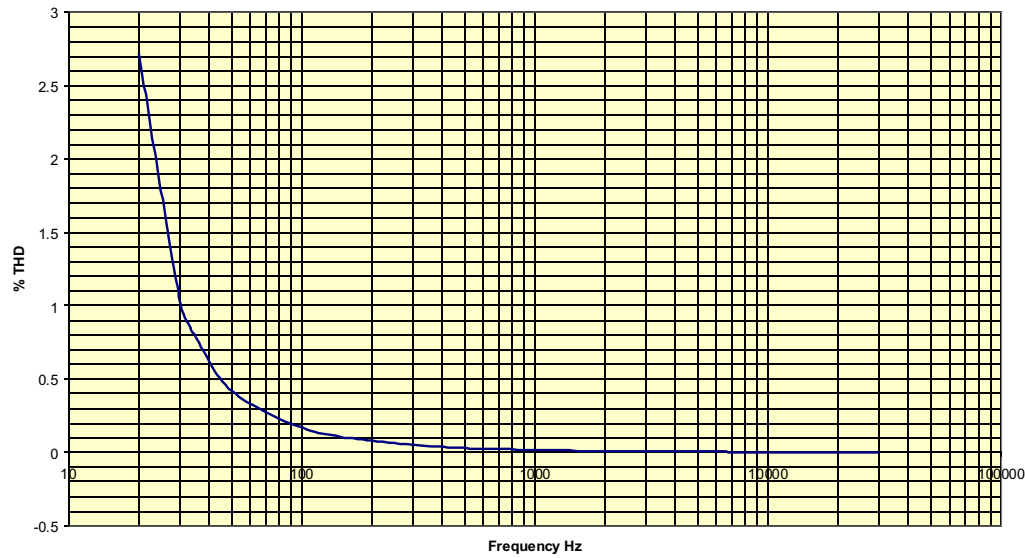
Return loss: source impedance 600R, level -4dBm, primary windings in series, secondaries in parallel loaded with 6000R



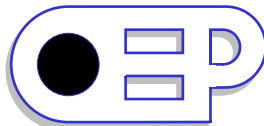
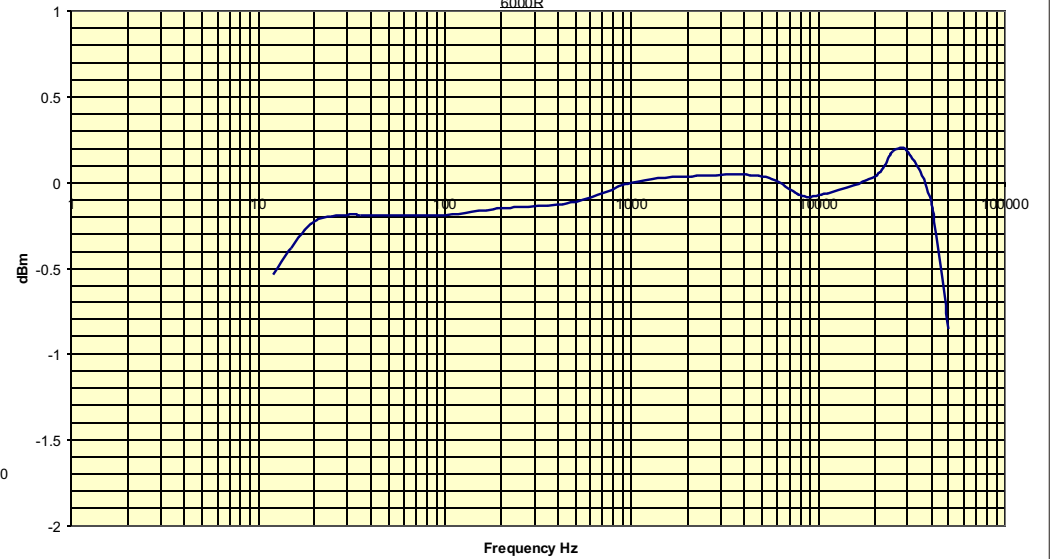
Insertion loss: source impedance 600R, level 0dBm, primaries in series, secondaries in parallel and loaded with 6000R



Distortion: primary windings in series, source impedance: 600R, level 0dBm, secondaries in parallel and loaded with 6000R



Frequency response: primary windings in series, source impedance: 600R, level: 0dBm, secondaries in parallel and loaded with 6000R



Unit 5, Oxonian Park, Langford Locks,
Kidlington, Oxfordshire. OX5 1FP
Tel: (01865) 855085 Fax: (01865) 855075
Website: www.oep.co.uk

DESCRIPTION	ISSUE	DATE	DRAWN	CHECKED	DRAWING NUMBER
Specification for A262A3E page 2 of 2	1	30/10/03	CS		A262A3E
	5	27/03/09	CS		
	6	15/12/09	CS		
	7	25/02/10	CS		

Scale: nts

All dimensions in mm unless stated otherwise